

FEAR THE TURTLE

2006 MARYLAND MEN'S LACROSSE

HISTORY AND HONORS

YEAR-BY-YEAR RECORDS

| Year | Overall | Pct. | ACC | Pct. | Finish | ACC Tourn. | Coach | Post-Season/Awards |
|-----------|---------|--------|------|-------|--------|------------|-----------------------------|---|
| 1924 | 5-2 | .714 | | | | | R.V. Truitt | |
| 1925 | 4-1-1 | .750 | | | | | R.V. Truitt | |
| 1926 | 7-1 | .875 | | | | | R.V. Truitt | |
| 1927 | 6-4 | .600 | | | | | R.V. Truitt | |
| 1928 | 9-1 | .900 | | | | | Jack Faber | Gold Medal (w/Rutgers, JHU) |
| 1929 | 9-2 | .818 | | | | | Jack Faber | USILA National Runner-Up |
| 1930 | 8-1 | .889 | | | | | Jack Faber | USILA National Runner-Up |
| 1931 | 8-1 | .889 | | | | | Jack Faber & Al Heagy | Rated No.1 by USILA |
| 1932 | 8-1 | .889 | | | | | Jack Faber & Al Heagy | |
| 1933 | 5-1 | .833 | | | | | Jack Faber & Al Heagy | USILA National Runner-Up |
| 1934 | 3-2-1 | .583 | | | | | Jack Faber & Al Heagy | |
| 1935 | 6-1 | .857 | | | | | Jack Faber & Al Heagy | USILA National Runner-Up |
| 1936 | 7-0 | 1.000 | | | | | Jack Faber & Al Heagy | USILA National Champions |
| 1937 | 7-0 | 1.000 | | | | | Jack Faber & Al Heagy | USILA National Co-Champions (w/Prin.) |
| 1938 | 7-1 | .875 | | | | | Jack Faber & Al Heagy | USILA National Runner-Up |
| 1939 | 6-1 | .857 | | | | | Jack Faber & Al Heagy | USILA National Champions |
| 1940 | 10-0 | 1.000 | | | | | Jack Faber & Al Heagy | USILA National Champions |
| 1941 | 8-2 | .800 | | | | | Jack Faber & Al Heagy | USILA National Runner-Up |
| 1942 | 6-2 | .750 | | | | | Jack Faber & Al Heagy | |
| 1943 | 7-1 | .875 | | | | | Jack Faber & Al Heagy | USILA National Runner-Up |
| 1944 | | | | | | | No Team Due to World War II | |
| 1945 | | | | | | | No Team Due to World War II | |
| 1946 | 3-3 | .500 | | | | | Jack Faber & Al Heagy | |
| 1947 | 4-4 | .500 | | | | | Jack Faber & Al Heagy | |
| 1948 | 8-2 | .800 | | | | | Jack Faber & Al Heagy | |
| 1949 | 8-2 | .800 | | | | | Jack Faber & Al Heagy | |
| 1950 | 6-4 | .600 | | | | | Jack Faber & Al Heagy | |
| 1951 | 8-2 | .800 | | | | | Jack Faber & Al Heagy | |
| 1952 | 6-3-1 | .650 | | | | | Jack Faber & Al Heagy | |
| 1953 | 7-3 | .700 | | | | | Jack Faber & Al Heagy | |
| 1954 | 9-3 | .750 | 1-1 | .500 | 2nd | | Jack Faber & Al Heagy | |
| 1955 | 11-0 | 1.000 | 2-0 | 1.000 | 1st | | Jack Faber & Al Heagy | USILA National Champions |
| 1956 | 10-0 | 1.000 | 2-0 | 1.000 | 1st | | Jack Faber & Al Heagy | USILA National Champions |
| 1957 | 9-1 | .900 | 2-0 | 1.000 | 1st | | Jack Faber & Al Heagy | |
| 1958 | 8-1 | .889 | 2-0 | 1.000 | 1st | | Jack Faber & Al Heagy | |
| 1959 | 10-1 | .909 | 2-0 | 1.000 | 1st | | Jack Faber & Al Heagy | USILA National Co-Champions (w/Army, JHU) |
| 1960 | 7-3 | .700 | 2-0 | 1.000 | 1st | | Jack Faber & Al Heagy | |
| 1961 | 6-2 | .750 | 2-0 | 1.000 | 1st | | Jack Faber & Al Heagy | |
| 1962 | 7-3 | .700 | 1-1 | .500 | 2nd | | Jack Faber & Al Heagy | |
| 1963 | 10-2 | .833 | 2-0 | 1.000 | 1st | | Jack Faber & Al Heagy | |
| 1964 | 10-3 | .769 | 2-1 | .667 | 2nd | | Al Heagy | |
| 1965 | 11-2 | .846 | 3-0 | 1.000 | 1st | | Al Heagy | |
| 1966 | 9-1 | .900 | 3-0 | 1.000 | 1st | | John Howard | |
| 1967 | 8-1 | .889 | 2-0 | 1.000 | 1st | | John Howard | National Co-Champions (w/JHU) |
| 1968 | 8-1-1 | .850 | 2-0 | 1.000 | 1st | | John Howard | |
| 1969 | 7-4 | .636 | 1-1 | .500 | 2nd | | John Howard | |
| 1970 | 6-4 | .600 | 2-1 | .667 | 2nd | | Bud Beardmore | |
| 1971 | 9-4 | .692 | 1-1 | .500 | 2nd | | Bud Beardmore | NCAA Finalists |
| 1972 | 8-2 | .800 | 2-0 | 1.000 | 1st | | Bud Beardmore | NCAA Semifinals |
| 1973 | 10-0 | 1.000 | 3-0 | 1.000 | 1st | | Bud Beardmore | NCAA Champions |
| 1974 | 8-2 | .800 | 3-0 | 1.000 | 1st | | Bud Beardmore | NCAA Finalists |
| 1975 | 8-2 | .800 | 1-1 | .500 | 3rd | | Bud Beardmore | NCAA Champions |
| 1976 | 10-1 | .909 | 2-0 | 1.000 | 1st | | Bud Beardmore | NCAA Finalists |
| 1977 | 8-2 | .800 | 3-0 | 1.000 | 1st | | Bud Beardmore | NCAA Semifinals |
| 1978 | 9-2 | .818 | 4-0 | 1.000 | 1st | | Bud Beardmore | NCAA Semifinals |
| 1979 | 9-2 | .818 | 4-0 | 1.000 | 1st | | Bud Beardmore | NCAA Finalists |
| 1980 | 5-5 | .500 | 3-1 | .750 | T-1st | | Bud Beardmore | |
| 1981 | 9-5 | .643 | 2-2 | .500 | 3rd | | Dino Mattessich | NCAA First Round |
| 1982 | 8-5 | .615 | 2-2 | .500 | 3rd | | Dino Mattessich | NCAA First Round |
| 1983 | 9-5 | .643 | 2-1 | .667 | 2nd | | Dino Mattessich | NCAA Semifinals |
| 1984 | 7-4 | .636 | 1-2 | .333 | 3rd | | Dick Edell | |
| 1985 | 7-5 | .583 | 2-1 | .667 | T-1st | | Dick Edell | |
| 1986 | 10-3 | .769 | 2-1 | .667 | 2nd | | Dick Edell | NCAA Quarterfinals |
| 1987 | 12-1 | .923 | 3-0 | 1.000 | 1st | | Dick Edell | NCAA Semifinals |
| 1988 | 6-4 | .600 | 1-2 | .333 | 3rd | | Dick Edell | |
| 1989 | 10-4 | .714 | 3-0 | 1.000 | 1st | 0-1/T-3rd | Dick Edell | NCAA Semifinals |
| 1990 | 7-5 | .583 | 1-2 | .333 | 3rd | 0-1/T-3rd | Dick Edell | |
| 1991 | 10-5 | .667 | 1-2 | .333 | 3rd | 1-1/2nd | Dick Edell | NCAA Semifinals |
| 1992 | 9-5 | .643 | 2-1 | .667 | 2nd | 1-1/2nd | Dick Edell | NCAA Quarterfinals |
| 1993 | 6-6 | .500 | 0-3 | .000 | 4th | 1/1/2nd | Dick Edell | NCAA First Round |
| 1994 | 7-6 | .538 | 1-2 | .333 | 3rd | 0-1/T-3rd | Dick Edell | NCAA First Round |
| 1995 | 12-4 | .750 | 2-1 | .667 | 2nd | 0-1/T-3rd | Dick Edell | NCAA Finalists |
| 1996 | 10-3 | .769 | 2-1 | .667 | 2nd | 0-1/T-3rd | Dick Edell | NCAA Quarterfinals |
| 1997 | 11-5 | .688 | 1-2 | .333 | 3rd | 0-1/T-3rd | Dick Edell | NCAA Finalists |
| 1998 | 14-3 | .824 | 3-0 | 1.000 | 1st | 2-0/1st | Dick Edell | NCAA Finalists |
| 1999 | 9-5 | .643 | 1-2 | .333 | 3rd | 0-1/T-3rd | Dick Edell | |
| 2000 | 11-5 | .688 | 1-2 | .333 | 3rd | 1-1/2nd | Dick Edell | NCAA Quarterfinals |
| 2001 | 13-3 | .813 | 2-1 | .667 | 1st | 1-1/2nd | Dick Edell | NCAA Quarterfinals |
| 2002 | 9-4 | .692 | 1-2 | .333 | 3rd | 0-1/T-3rd | Dave Cottle | |
| 2003 | 12-4 | .750 | 2-1 | .667 | 1st | 0-1/T-3rd | Dave Cottle | NCAA Semifinals |
| 2004 | 13-3 | .813 | 3-0 | 1.000 | 1st | 2-0/1st | Dave Cottle | NCAA Quarterfinals |
| 2005 | 11-6 | .647 | 1-2 | .333 | 3rd | 2-0/1st | Dave Cottle | NCAA Semifinals |
| 661-214-4 | .754 | 101-43 | .701 | | 11-14 | | 8 coaches | 12 National Titles |

COACHING HISTORY



R.V. TRUITT

4 seasons (1924-27)
22-8-1, .725



JACK FABER

3 seasons (1928-30)
26-4, .867



JACK FABER & AL HEAGY

31 seasons (1931-63)
224-52-2, .809
ACC: 18-2, .900



AL HEAGY

2 seasons (1964-65)
21-5, .808
ACC: 5-1, .833



JOHN HOWARD

4 seasons (1966-69)
32-7-1, .813
ACC: 8-1, .889



BUD BEARDMORE

11 seasons (1970-80)
91-26, .778
ACC: 28-4, .875



DINO MATTESSICH

3 seasons (1981-83)
26-15, .634
ACC: 6-5, .545



DICK EDELL

18 seasons (1984-2001)
171-76, .692
ACC: 29-25, .537



DAVE COTTLE

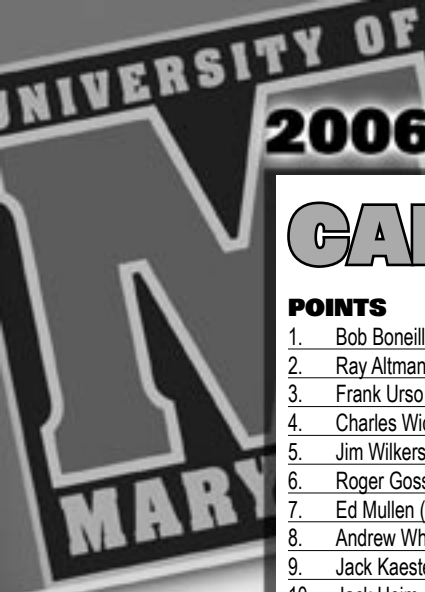
4 seasons (2002-pres.)
45-17, .726
ACC: 7-5, .583

27 SPORTS 1 TEAM

M LX Lacrosse

150th ANNIVERSARY





FEAR THE TURTLE

2006 MARYLAND MEN'S LACROSSE

CAREER RECORDS

POINTS

| | | |
|-----|----------------------------|------------|
| 1. | Bob Boneillo (1977-80) | 219 |
| 2. | Ray Altman (1961-63) | 214 |
| 3. | Frank Urso (1973-76) | 208 |
| 4. | Charles Wicker (1953-56) | 199 |
| 5. | Jim Wilkerson (1980-83) | 198 |
| 6. | Roger Goss (1958-60) | 192 |
| 7. | Ed Mullen (1972-76) | 191 |
| 8. | Andrew Whipple (1995-99) | 190 |
| 9. | Jack Kaester (1969-72) | 184 |
| 10. | Jack Heim (1965-67) | 181 |
| 11. | Matt Kahn (1995-98) | 180 |
| | Rob Chomo (1992-95) | 180 |
| 13. | Pete Worstell (1977-81) | 175 |
| 14. | Mike Mollot (2000-03) | 172 |
| 15. | Joe Walters (2003-) | 167 |
| 16. | Mark Douglas (1988-91) | 157 |
| 17. | Rob Wurzburger (1988-91) | 155 |
| 18. | Scott Hochstadt (1996-99) | 153 |
| | John Lamon (1976-79) | 153 |
| 20. | Mike Mynes (1974-77) | 151 |

NEXT CURRENT

| | |
|----------------------|----|
| Bill McGlone (2003-) | 74 |
|----------------------|----|

GOALS

| | | |
|-----|----------------------------|------------|
| 1. | Matt Hahn (1995-98) | 149 |
| 2. | Rob Wurzburger (1988-91) | 137 |
| 3. | Frank Urso (1973-76) | 127 |
| 4. | Pete Worstell (1977-81) | 126 |
| 5. | Scott Hochstadt (1996-99) | 121 |
| 6. | Joe Walters (2003-) | 117 |
| | Jim Wilkerson (1980-83) | 117 |
| 8. | Mark Douglas (1988-91) | 109 |
| 9. | Dave Dempsey (1970-74) | 107 |
| 10. | Bill Pettit (1962-64) | 103 |
| 11. | Ed Mullen (1972-76) | 102 |
| 12. | Ron Martinello (1977-81) | 96 |
| 13. | Bob Boneillo (1977-80) | 93 |
| | Andrew Whipple (1995-98) | 93 |
| 15. | Pat O'Meally (1972-74) | 88 |
| 16. | Andrew Combs (1998-2001) | 87 |

NEXT CURRENT

| | |
|----------------------|----|
| Bill McGlone (2003-) | 55 |
|----------------------|----|

ASSISTS

| | | |
|-----|--------------------------|-----|
| 1. | Ray Altman (1961-63) | 146 |
| 2. | Bob Boneillo (1977-80) | 126 |
| 3. | Charles Wicker (1953-56) | 121 |
| 4. | Roger Goss (1958-60) | 114 |
| 5. | Rob Chomo (1992-95) | 107 |
| 6. | John Kaestner (1969-72) | 105 |
| 7. | Andrew Whipple (1995-98) | 97 |
| 8. | Jack Heim (1965-67) | 96 |
| 9. | Mike Mollot (2000-03) | 95 |
| 10. | Mike Hynes (1974-77) | 91 |
| 11. | Ed Mullen (1972-76) | 89 |
| 12. | John Lamon (1976-79) | 83 |
| 13. | Frank Urso (1973-76) | 81 |
| | Jim Wilkerson (1980-83) | 81 |
| 15. | Brendan Hanley (1985-88) | 80 |

NEXT CURRENT

| | |
|---------------------|----|
| Joe Walters (2003-) | 50 |
|---------------------|----|

SAVE PERCENTAGE

| | | |
|----|---------------------------|------|
| 1. | Pat McGinnis (1998-2001) | .635 |
| 2. | Jim Beardmore (1985-87) | .629 |
| | Tim McGinnis (2004) | .629 |
| 4. | Brian Dougherty (1993-96) | .625 |

OVERALL RECORDS

SINGLE-GAME RECORDS

| | | |
|----------|-----|-------------------------------|
| Goals: | 10 | Bill Evans vs. Virginia, 1929 |
| | 9 | Dick Corrigan vs. Navy, 1958 |
| Assists: | *10 | Bob Boneillo vs. Duke, 1979 |
| Points: | *13 | Bob Boneillo vs. Duke, 1979 |

SINGLE-SEASON RECORDS

| | | |
|--------------|------|------------------------------------|
| Goals: | 52 | Mark Douglas, 1991 |
| Assists: | *69 | Ray Altman, 1963 |
| Points: | *93 | Ray Altman, 1963 |
| Goals/Game: | 3.8 | Bill Pettit, 1963 (49 in 13 games) |
| Asst./Game: | *5.3 | Ray Altman, 1963 (69 in 13 games) |
| Points/Game: | *7.2 | Ray Altman, 1963 (93 in 13 games) |

CAREER RECORDS

| | | |
|--------------|------|--|
| Goals: | 149 | Matt Hahn, 1995-98 |
| Assists: | 146 | Ray Altman, 1961-63 |
| Points: | 219 | Bob Boneillo, 1977-90 |
| Goals/Game: | 2.6 | Rob Wurzburger, 1988-91 |
| Asst./Game: | 3.8 | Ray Altman, 1961-63; Roger Goss, 1958-60 |
| Points/Game: | 5.6 | Ray Altman, 1961-63 |
| Save Pct.: | .635 | Pat McGinnis, 1998-2001 |

SINGLE-GAME RECORDS

| | | |
|----------------|----|---------------------------------|
| Goals: | 27 | 1974 (Maryland 27, Duke 5) |
| Goals Allowed: | 23 | 1981 (Virginia 23, Maryland 12) |
| Win Margin: | 24 | 1960 (Maryland 26, Duke 2) |

SINGLE-SEASON RECORDS

| | | |
|-----------------|------|-----------------------|
| Goals: | 236 | 1998 |
| Goals/Game: | 18.8 | 1975 (169 in 9 games) |
| Goals Allowed: | 163 | 1981 |
| Low GA: | 40 | 1955 |
| Low GA/Game: | 3.6 | 1955 (40 in 11 games) |
| Most Wins: | 14 | 1998 |
| Win Streak: | 32 | 1955 to 1957 |
| ACC Win Streak: | 14 | 1955 to 1961 |

* -Denotes ACC Record



BILL EVANS



PAT MCGINNIS

SAVES (SINCE '51)

| | | |
|-----|------------------------------|------------|
| 1. | Kevin O'Leary (1981-84) | 705 |
| 2. | Brian Dougherty (1993-96) | 658 |
| 3. | Jake Reed (1974-77) | 479 |
| 4. | Steve Kavoit (1991-92) | 416 |
| 5. | Pat McGinnis (1998-2001) | 408 |
| 6. | Kevin Healy (1997-99) | 383 |
| 7. | Jim Beardmore (1985-87) | 350 |
| 8. | John Schofield (1963-65) | 344 |
| 9. | Bryant Waters (1975-79) | 335 |
| 10. | Danny McCormick (2000-03) | 328 |
| 11. | Norm Vander Schuyt (1967-69) | 318 |
| 12. | Bill Larash (1951-52) | 277 |
| 13. | Sean Keenan (1995-98) | 219 |
| 14. | Harry Alford (2004-) | 202 |
| 15. | Dennis Sullivan (1985-88) | 198 |
| 16. | Tim McGinnis (2004) | 187 |
| 17. | Bill Reilly (1971-72) | 178 |

GROUNDBALLS (SINCE '74)

| | | |
|-----|--------------------------|-----|
| 1. | Andy Claxton (1989-92) | 451 |
| 2. | Brian Haggerty (1996-99) | 414 |
| 3. | Jack Francis (1980-83) | 263 |
| 4. | Mark Douglas (1988-91) | 233 |
| 5. | Paul Gillette (2001-04) | 222 |
| 6. | Kevin O'Leary (1981-84) | 205 |
| 7. | Chris O'Brien (1982-85) | 203 |
| 8. | Jim Wilkerson (1980-83) | 187 |
| 9. | Brian Burlace (1989-92) | 187 |
| 10. | John Brothers (1992-95) | 184 |
| 11. | Michael Howley (2000-03) | 178 |
| | Phil Willard (1986-89) | 172 |

FEAR THE TURTLE

2006 MARYLAND MEN'S LACROSSE

SINGLE-SEASON RECORDS

POINTS

| | |
|------------------------------|-----------|
| 1. Ray Altman (1963) | 93 |
| 2. Bob Boneillo (1979) | 79 |
| 3. Roger Goss (1959) | 74 |
| Jack Heim (1965) | 74 |
| Mark Douglas (1991) | 74 |
| 6. Charles Wicker (1956) | 71 |
| 7. Joe Walters (2004) | 68 |
| 8. Ray Altman (1962) | 67 |
| Jack Kaestner (1971) | 67 |
| Rob Chomo (1995) | 67 |
| 11. Bob Boneillo (1978) | 66 |
| Scott Hochstadt (1998) | 66 |

GOALS

| | |
|------------------------------|-----------|
| 1. Mark Douglas (1991) | 52 |
| 2. Andrew Combs (2001) | 50 |
| 3. Matt Hahn (1998) | 49 |
| Bill Pettit (1963) | 49 |
| 5. Scott Hochstadt (1998) | 48 |
| 6. Ron Martinello (1981) | 47 |
| Tom Cleaver (1971) | 47 |
| 8. Joe Walters (2004) | 46 |
| 9. Rob Wurzbarger (1991) | 44 |
| 10. Pete Worstell (1981) | 43 |
| 11. Bill Evans (1929) | 41 |
| Jim Wilkerson (1982) | 41 |
| Terry Kimball (1978) | 41 |
| Pat O'Meally (1973, 1974) | 41 |

ASSISTS

| | |
|---------------------------|----|
| 1. Ray Altman (1963) | 69 |
| 2. Roger Goss (1960) | 52 |
| 3. Bob Boneillo (1979) | 48 |
| 4. Charles Wicker (1956) | 47 |
| 5. Jack Heim (1965) | 46 |
| 6. Bob Boneillo (1978) | 45 |
| 7. Mike Hynes (1977) | 44 |
| 8. Ray Altman (1962) | 41 |
| Rob Chomo (1995) | 41 |
| 10. Andrew Whipple (1998) | 40 |

GROUNDBALLS (SINCE '74)

| | |
|--------------------------|-----|
| 1. Andy Claxton (1991) | 171 |
| 2. Andy Claxton (1990) | 129 |
| 3. Brian Haggerty (1998) | 128 |
| 4. Andy Claxton (1992) | 127 |
| 5. Brian Haggerty (1997) | 127 |
| 6. Jack Francis (1981) | 106 |
| 7. Brian Haggerty (1999) | 100 |
| 8. Mark Douglas (1991) | 93 |
| 9. Pat McGinnis (2000) | 90 |
| 10. Phil Willard (1989) | 89 |
| 11. Jon Brothers (1995) | 89 |
| 12. Jim Wilkerson (1982) | 89 |
| 13. Pete Worstell (1981) | 89 |
| 14. Chris O'Brien (1983) | 85 |
| 15. Chris Nohe (1996) | 83 |

SAVES

| | |
|--------------------------------|------------|
| 1. Brian Dougherty (1995) | 227 |
| 2. Steve Kavoit (1991) | 224 |
| 3. Kevin O'Leary (1982) | 213 |
| 4. Kevin Healy (1998) | 212 |
| 5. Pat McGinnis (2000) | 210 |
| 6. Bryan Waters (1979) | 206 |
| 7. Kevin O'Leary (1981) | 195 |
| Sean Keenan (1997) | 195 |
| 9. Steve Kavoit (1992) | 192 |
| 10. Harry Alford (2005) | 191 |
| 11. John Schofield (1965) | 190 |
| 12. Brian Dougherty (1996) | 189 |
| 13. Tim McGinnis (2004) | 187 |
| 14. Sal Cavalario (1954) | 186 |
| 15. Pat McGinnis (2001) | 179 |
| 16. Brian Dougherty (1994) | 178 |
| 17. Kevin O'Leary (1983) | 174 |

SAVE PERCENTAGE (SINCE '79)

| | |
|---------------------------|------|
| 1. Jim Beardmore (1987) | .700 |
| 2. Pat McGinnis (2001) | .653 |
| 3. Brian Dougherty (1996) | .645 |
| 4. Matt Back (1993) | .638 |
| 5. Dennis Sullivan (1986) | .630 |
| 6. Tim McGinnis (2004) | .621 |
| 7. Kevin O'Leary (1982) | .617 |
| 8. Pat McGinnis (2000) | .616 |
| 9. Brian Dougherty (1994) | .614 |
| 10. Jim Beardmore (1985) | .611 |
| 11. Steve Kavoit (1991) | .610 |
| Danny McCormick (2003) | .610 |

FACE-OFFS WON (SINCE '74)

| | |
|---------------------------|-----|
| 1. Andy Claxton (1991) | 214 |
| 2. Brian Haggerty (1998) | 194 |
| 3. Brian Haggerty (1997) | 181 |
| 4. Andy Claxton (1992) | 180 |
| 5. Andy Claxton (1990) | 180 |
| 6. Jon Brothers (1995) | 159 |
| Brian Carroll (2002) | 159 |
| 8. Doug Radebaugh (1974) | 154 |
| 9. Todd Ensor (1986) | 150 |
| 10. Bob Ott (1976) | 146 |
| 11. Brian Haggerty (1999) | 137 |
| 12. Bob Ott (1977) | 132 |
| 13. Todd Ensor (1985) | 121 |
| 14. Chris Nohe (1996) | 119 |
| 15. Todd Ensor (1987) | 117 |

FACE-OFFS TAKEN (SINCE '74)

| | |
|--------------------------|-----|
| 1. Andy Claxton (1991) | 334 |
| 2. Brian Haggerty (1997) | 312 |
| 3. Brian Haggerty (1998) | 307 |
| 4. Andy Claxton (1992) | 284 |
| 5. Andy Claxton (1990) | 267 |
| 6. Jon Brothers (1995) | 266 |
| 7. Brian Carroll (2002) | 256 |
| 8. Bob Ott (1976) | 223 |
| 9. Brian Haggerty (1999) | 218 |
| 10. Todd Ensor (1986) | 217 |

PENALTIES/PENALTY MINUTES (SINCE '83)

| | |
|---------------------------|----------|
| 1. Dan Radebaugh (1995) | 21/17:30 |
| 2. Dave LaChapelle (1996) | 17/12:30 |
| 3. Dan Radebaugh (1994) | 16/14:30 |
| 4. Dave LaChapelle (1997) | 15/12:30 |
| 5. Jeff Shirk (2000) | 15/10:30 |
| 6. Chris Passavia (2003) | 14/12:00 |
| Brian Burlace (1990) | 14/11:00 |
| Brian Reese (1998) | 14/11:00 |
| 9. Lee Zink (2003) | 13/9:30 |
| Chris Passavia (2001) | 13/10:30 |
| Todd Evans (1995) | 13/6:30 |
| Pat McGuire (1994) | 13/10:00 |
| Dan Tracy (1984) | 13/10:30 |

27
SPORTS

1
TEAM

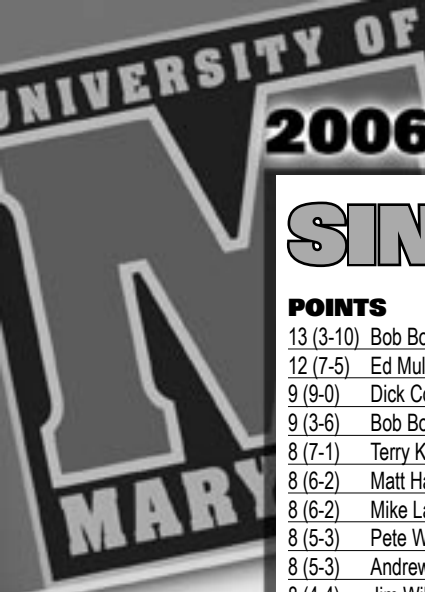
M
LX
Lacrosse

150
YEARS
OF
MARYLAND



ANDREW COMBS





FEAR THE TURTLE

2006 MARYLAND MEN'S LACROSSE

SINGLE-GAME RECORDS

POINTS

| | | |
|----------------|---------------------|----------------------------|
| 13 (3-10) | Bob Boneillo | Duke, 1979 |
| 12 (7-5) | Ed Mullen | vs. Navy, 1976 |
| 9 (9-0) | Dick Corrigan | Navy, 1958 |
| 9 (3-6) | Bob Boneillo | Brown, 1978 |
| 8 (7-1) | Terry Kimball | Brown, 1978 |
| 8 (6-2) | Matt Hahn | at Towson, 1997 |
| 8 (6-2) | Mike LaMonica | at UMBC, 2002 |
| 8 (5-3) | Pete Worstell | Brown, 1978 |
| 8 (5-3) | Andrew Whipple | vs. North Carolina, 1998 |
| 8 (4-4) | Jim Wilkerson | at Rutgers, 1981 |
| 8 (4-4) | Mark Douglas | Ohio State, 1991 |
| 8 (4-4) | Scott Hochstadt | at Rutgers, 1998 |
| 8 (3-5) | Rick Moyer | at NC State, 1978 |
| 8 (3-5) | Bob Boneillo | at Navy, 1979 |
| 8 (3-5) | Andrew Whipple | vs. Butler, 1998 |
| 7 (7-0) | Scott Hochstadt | at Virginia, 1998 |
| 7 (6-1) | Pete Worstell | at NC State, 1980 |
| 7 (6-1) | Jim Wilkerson | at Hofstra, 1982 |
| 7 (6-1) | Rob Wurzbarger | at Towson, 1991 |
| 7 (6-1) | Rob Wurzbarger | Ohio State, 1991 |
| 7 (6-1) | Scott Hochstadt | at Yale, 1999 |
| 7 (6-1) | Joe Walters | vs. Virginia, 2004 |
| 7 (6-1) | Joe Walters | UMBC, 2005 |
| 7 (5-2) | Terry Kimball | vs. Virginia, 1978 |
| 7 (5-2) | Mark Douglas | UMBC, 1991 |
| 7 (5-2) | Rob Chomo | Cornell, 1994 |
| 7 (5-2) | Mike Mollot | Towson, 2002 |
| 7 (4-3) | John Lamon | at NC State, 1978 |
| 7 (4-3) | John Lamon | at North Carolina, 1978 |
| 7 (4-3) | Bob Boneillo | at Virginia, 1979 |
| 7 (4-3) | Jim Wilkerson | at NC State, 1982 |
| 7 (4-3) | Chris Dail | at Adelphia, 1992 |
| 7 (4-3) | Andrew Whipple | at Cornell, 1995 |
| 7 (3-4) | John Lamon | Navy, 1978 |
| 7 (3-4) | Jim Wilkerson | Navy, 1982 |
| 7 (3-4) | Jim Wilkerson | Adelphia, 1982 |
| 7 (3-4) | Rob Chomo | vs. North Carolina, 1992 |
| 7 (3-4) | Mike Mollot | vs. Hofstra, 2000 |
| 7 (3-4) | Mike Mollot | vs. Air Force, 2001 |
| 7 (3-4) | Joe Walters | Bucknell, 2004 |
| 7 (3-4) | Xander Ritz | at Georgetown, 2004 |
| 7 (2-5) | Andrew Whipple | vs. Loyola, 1998 |
| 7 (2-5) | Bill McGlone | Penn, 2004 |
| 7 (1-6) | Bob Boneillo | Delaware, 1978 |
| 7 (0-7) | Bob Boneillo | at NC State, 1978 |
| 7 (0-7) | Bob Boneillo | NC State, 1979 |

GOALS

| | | |
|----------|--------------------|-----------------------|
| 10 | Bob Evans | vs. Virginia, 1929 |
| 9 | Dick Corrigan | Navy, 1958 |
| 7 | Ed Mullen | vs. Navy, 1976 |
| 7 | Terry Kimball | Brown, 1978 |
| 7 | Scott Hochstadt | at Virginia, 1998 |
| 6 | Terry Kimball | at Duke, 1978 |
| 6 | Terry Kimball | Delaware, 1978 |
| 6 | Mike Duffy | Duke, 1979 |
| 6 | Pete Worstell | at NC State, 1980 |
| 6 | Jim Wilkerson | at Hofstra, 1982 |
| 6 | Rob Wurzbarger | at Towson, 1991 |
| 6 | Rob Wurzbarger | Ohio State, 1991 |
| 6 | Andrew Whipple | Virginia, 1996 |
| 6 | Matt Hahn | at Towson, 1997 |
| 6 | Scott Hochstadt | at Yale, 1999 |
| 6 | Andrew Combs | at Delaware, 2001 |
| 6 | Mike LaMonica | at UMBC, 2002 |
| 6 | Joe Walters | Bucknell, 2004 |
| 6 | Joe Walters | UMBC, 2005 |

ASSISTS

| | | |
|----------|---------------------|-------------------------|
| 10 | Bob Boneillo | Duke, 1979 |
| 7 | Bob Boneillo | NC State, 1979 |
| 6 | John Kaestner | vs. Rutgers, 1972 |
| 6 | Bob Boneillo | Brown, 1978 |
| 6 | Bob Boneillo | at North Carolina, 1978 |
| 6 | Matt McGeady | Washington & Lee, 1984 |
| 6 | Dan Lamonica | at Navy, 2003 |
| 5 | Bob Boneillo | at Navy, 1979 |
| 5 | Marc Dubick | William & Mary, 1982 |
| 5 | Ed Mullen | vs. Navy, 1976 |
| 5 | Andrew Whipple | at Virginia, 1998 |
| 5 | Andrew Whipple | vs. Butler, 1998 |
| 5 | Andrew Whipple | vs. Loyola, 1998 |
| 5 | Mike Mollot | Towson, 2000 |
| 5 | Bill McGlone | Penn, 2004 |

GROUNDBALLS

| | | |
|----|----------------|-------------------------|
| 25 | Andy Claxton | UMBC, 1991 |
| 19 | Andy Claxton | at C.W. Post, 1991 |
| 16 | Andy Claxton | at Towson, 1991 |
| 16 | Andy Claxton | at North Carolina, 1992 |
| 16 | Andy Claxton | Virginia, 1992 |
| 15 | Andy Claxton | Duke, 1991 |
| 15 | Andy Claxton | vs. Virginia, 1991 |
| 13 | Andy Claxton | at Virginia, 1991 |
| 11 | Andy Claxton | North Carolina, 1991 |
| 11 | Andy Claxton | at Navy, 1991 |
| 11 | Steve Kavovit | at Navy, 1991 |
| 11 | Brian Haggerty | Denver, 1999 |
| 11 | Drew Virk | Army, 2004 |
| 10 | Aaron Sims | Ohio State, 1991 |

| | | |
|----------|-------------------------|---------------------------|
| 10 | Mark Douglas | Johns Hopkins, 1991 |
| 10 | Andy Claxton | vs. Towson, 1991 |
| 10 | Brian Haggerty | at Towson, 1999 |
| 10 | Paul Gillette | vs. Duke, 2004 |
| 9 | Andy Claxton | Franklin & Marshall, 1991 |
| 9 | Brian Haggerty | North Carolina, 1999 |
| 9 | Brian Haggerty | UMBC, 1999 |
| 9 | Pat McGinnis | Bucknell, 2000 |
| 9 | Pat McGinnis | Yale, 2000 |
| 9 | Chris Malone | vs. Hofstra, 2000 |
| 9 | Lee Zink | at Notre Dame, 2003 |
| 9 | Paul Gillette | vs. Butler, 2003 |
| 9 | David Tamberrino | at Bucknell, 2005 |

FACE-OFFS WON

| | | |
|----|--------------|-----------------|
| 27 | Andy Claxton | at Towson, 1991 |
| 21 | Andy Claxton | Duke, 1991 |
| 19 | Andy Claxton | at Brown, 1991 |

FACE-OFFS TAKEN

| | | |
|----|--------------|-----------------|
| 38 | Andy Claxton | at Towson, 1991 |
| 32 | Andy Claxton | at Brown, 1991 |
| 28 | Andy Claxton | Duke, 1991 |

SAVES

| | | |
|-----------|---------------------|-----------------------------|
| 29 | Steve Kavovit | at Brown, 1991 |
| 27 | Pat McGinnis | Virginia, 2000 |
| 26 | Bryant Waters | vs. Navy, 1979 |
| 26 | Sean Keenan | Rutgers, 1997 |
| 25 | Harry Alford | Georgetown, 2005 |
| 24 | Bryant Waters | at Johns Hopkins, 1978 |
| 24 | Kevin Healy | Virginia, 1998 |
| 23 | Steve Kavovit | vs. North Carolina, 1991 |
| 23 | Steve Kavovit | Rutgers, 1991 |
| 23 | Brad Dougherty | at Towson, 1993 |
| 23 | Brad Dougherty | vs. Johns Hopkins, 1995 |
| 22 | Sean Keenan | Johns Hopkins, 1997 |
| 22 | Kevin Healy | at Johns Hopkins, 1998 |
| 22 | Kevin Healy | at Duke, 1998 |
| 22 | Pat McGinnis | Bucknell, 2000 |
| 21 | Brad Dougherty | at North Carolina, 1994 |
| 21 | Brad Dougherty | at Johns Hopkins, 1994 |
| 21 | Pat McGinnis | Johns Hopkins, 2001 |
| 20 | Steve Kavovit | vs. Virginia, 1991 |
| 20 | Brad Dougherty | vs. Army, 1993 |
| 20 | Brad Dougherty | Virginia, 1994 |
| 20 | Sean Keenan | at Navy, 1997 |
| 20 | Harry Alford | North Carolina, 2005 |
| 19 | Steve Kavovit | at Virginia, 1991 |
| 19 | Brad Dougherty | Navy, 1994 |
| 19 | Kevin Healy | Johns Hopkins, 1999 |
| 19 | Pat McGinnis | Duke, 2001 |



FEAR THE TURTLE

2006 MARYLAND MEN'S LACROSSE

YEAR-BY-YEAR LEADERS

| | POINTS | GOALS | ASSISTS | GROUNDBALLS | FACE-OFFS | SAVES (PCT.) |
|------|---------------------|--|---------------------------------------|-------------------------------------|--|--|
| 1962 | Ray Altman, 67 | Bud Beardmore, 34 | Ray Altman, 41 | | | |
| 1963 | Ray Altman, 93 | Bill Pettit, 49 | Ray Altman, 69 | | | |
| 1964 | Bill Pettit, 51 | Bill Pettit, 41 | Peter Smith, 15 | | | John Schofield, 154 |
| 1965 | Jack Heim, 74 | Peter Smith, 33 | Jack Heim, 46 | | | John Schofield, 190 |
| 1966 | Jack Heim, 58 | Jack Heim, 27 Alan Lowe, 27 | Jack Heim, 31 | | | Walter DeHoust, 79 |
| 1967 | Jack Heim, 49 | Jack Heim, 30 | Jack Heim, 19 | | | Norm Vander Schuyt, 75 |
| 1968 | Steve LaVaute, 31 | Doug Carter, 18 | Steve LaVaute, 19 | | | Norm Vander Schuyt, 96 |
| 1969 | Reed Kaestner, 30 | R.Kaestner, 18 Fred Graham, 18 | Reed Kaestner, 12 | | | Norm Vander Schuyt, 147 |
| 1970 | John Kaestner, 45 | John Kaestner, 20 | John Kaestner, 25 | | | Vaughan Topping, 120 |
| 1971 | John Kaestner, 67 | Tom Cleaver, 47 | John Kaestner, 39 | | | Bill Reilly, 74 |
| 1972 | John Kaestner, 60 | Dave Dempsey, 31 | John Kaestner, 37 | | | Bill Reilly, 104 |
| 1973 | Pat O'Meally, 66 | Pat O'Meally, 41 | Doug Schreiber, 33 | | | Bill O'Donnell, |
| 1974 | Frank Urso, 62 | Pat O'Meally, 41 | Frank Urso, 22 | | Doug Radebaugh, 154/207 | Jake Reed, 150 |
| 1975 | Frank Urso, 53 | Frank Urso, 34 | Mike Hynes, 22 | | | Jake Reed |
| 1976 | Ed Mullen, 65 | Ed Mullen, 33 | Ed Mullen, 32 | | Bob Ott, 146/223 | Jake Reed, 168 |
| 1977 | Mike Hynes, 65 | Peter Worstell, 28 | Mike Hynes, 44 | | Bob Ott, 132/196 | Jake Reed, 161 |
| 1978 | Bob Boneillo, 66 | Terry Kimball, 41 | Bob Boneillo, 45 | | Kevin McConnell | Bryant Waters, 105 |
| 1979 | Bob Boneillo, 79 | Bob Boneillo, 31 | Bob Boneillo, 48 | Bryant Waters, 64 | | Bryant Waters, 206 |
| 1980 | Bob Boneillo, 42 | Peter Worstell, 24 | Bob Boneillo, 23 | | | Rich Shassian, 100 |
| 1981 | Peter Worstell, 67 | Ron Martinello, 47 | Don Sadler, 34 | Jack Francis, 106 | | Kevin O'Leary, 195 |
| 1982 | Jim Wilkerson, 62 | Jim Wilkerson, 41 | Jim Wilkerson, 21 Don Sadler, 21 | Jack Francis, 76 | | Kevin O'Leary, 213 (.617) |
| 1983 | Jim Wilkerson, 56 | Jim Wilkerson, 31 | Jim Wilkerson, 25 | Chris O'Brien, 85 | | Kevin O'Leary, 174 (.584) |
| 1984 | Matt McGready, 30 | Chris O'Brien, 19 | Matt McGready, 18 | Todd Ensor, 56 | Todd Ensor, 103/156 | Kevin O'Leary, 123 (.532) |
| 1985 | Brian Willard, 31 | Brian Willard, 25 | Brendan Hanley, 8 | John Merrill, 64 | Todd Ensor, 121/171 | Jim Beardmore, 143 (.611) |
| 1986 | Brendan Hanley, 41 | Tom Worstell, 22 | Brendan Hanley, 26 | Todd Ensor | Todd Ensor, 150/217 | Jim Beardmore, 75 (.630) Dennis Sullivan, 72 (.630) |
| 1987 | Brendan Hanley, 43 | Mike Mosko, 35 | Kirk Thurston, 31 | Todd Ensor, 72 Jim Beardmore, 72 | Todd Ensor, 117/183 | Jim Beardmore, 132 (.700) |
| 1988 | Brendan Hanley, 33 | Rob Wurzbarger, 29 | Brendan Hanley, 25 | Phil Willard, 48 | Phil Willard, 78/104 | Dennis Sullivan, 89 (.539) |
| 1989 | Mark Douglas, 45 | Mark Douglas, 31 Rob Wurzbarger, 31 | Tim Cox, 24 | Phil Willard, 89 | Andy Claxton, 74/122 | Mike McCanna, 128 (.581) |
| 1990 | Tim Cox, 41 | Rob Wurzbarger, 33 | Tim Cox, 30 | Andy Claxton, 129 | Andy Claxton, 180/267 | Matt Herrold, 122 (.557) |
| 1991 | Mark Douglas, 74 | Mark Douglas, 52 | Mark Douglas, 22 | Andy Claxton, 171 | Andy Claxton, 214/334 | Steve Kavoit, 224 (.610) |
| 1992 | Chris Dail, 43 | Chris Dail, 26 | Rob Chomo, 26 | Andy Claxton, 127 | Andy Claxton, 180/284 | Steve Kavoit, 192 (.602) |
| 1993 | Rob Chomo, 29 | Matt Parks, 19 | Rob Chomo, 16 | J. Brothers, 38 R. Chomo, 38 | Jon Brothers, 64/140 | Matt Back, 164 (.638) |
| 1994 | Rob Chomo, 42 | Matt Parks, 29 | Rob Chomo, 24 | Greg Nelin, 50 | Jon Brothers, 70/126 Greg Nelin, 68/124 | Brian Dougherty, 178 (.614) |
| 1995 | Rob Chomo, 67 | Matt Hahn, 36 | Rob Chomo, 41 | Jon Brothers, 89 | Jon Brothers, 159/266 | Brian Dougherty, 227 (.609) |
| 1996 | Matt Hahn, 39 | Matt Hahn, 33 | Andrew Whipple, 14 | Chris Nohe, 83 | Chris Nohe, 119/199 | Brian Dougherty, 189 (.645) |
| 1997 | Andrew Whipple, 47 | M. Hahn, 31 Scott Hochstadt, 31 | Andrew Whipple, 23 | Brian Haggerty, 127 | Brian Haggerty, 181/312 | Sean Keenan, 195 (.557) |
| 1998 | Scott Hochstadt, 66 | Matt Hahn, 49 | Andrew Whipple, 40 | Brian Haggerty, 128 | Brian Haggerty, 194/307 | Kevin Healy, 212 (.599) |
| 1999 | Scott Hochstadt, 38 | Scott Hochstadt, 30 | Marcus LaChapelle, 18 | Brian Haggerty, 100 | Brian Haggerty, 137/218 | Kevin Healy, 145 (.578) |
| 2000 | Mike Mollot, 47 | Chris Malone, 28 | Mike Mollot, 32 | Pat McGinnis, 90 | Brian Carroll, 49/126 Jeff Shirk 58/115 | Pat McGinnis, 210 (.616) |
| 2001 | Andrew Combs, 56 | Andrew Combs, 50 | Dan LaMonica, 26 | Michael Howley, 57 | Brian Carroll 72/140 Pat Moran 59/115 | Pat McGinnis, 179 (.653) |
| 2002 | Mike Mollot, 46 | Dan LaMonica, 24 | Mike LaMonica, 24 Nate Watkins, 24 | Brian Carroll, 63 | Brian Carroll, 159/256 | Danny McCormick, 122 (.595) |
| 2003 | Joe Walters, 46 | Joe Walters, 33 | Dan LaMonica, 20 | Paul Gillette, 66 | Drew Virk, 39/98 Jim Sbarra, 35/77 | Danny McCormick, 172 (.610) |
| 2004 | Joe Walters, 68 | Joe Walters, 46 | Joe Walters, 22 | Paul Gillette, 72 | Jeremy Patsula, 55/137 Drew Virk, 50/89 | Tim McGinnis, 187 (.621) |
| 2005 | Joe Walters, 53 | Joe Walters, 38 | Xander Ritz, 17 | David Tamberrino, 55 | David Tamberrino, 113/206 | Harry Alford, 191 (.582) |

27
SPORTS

1
TEAM

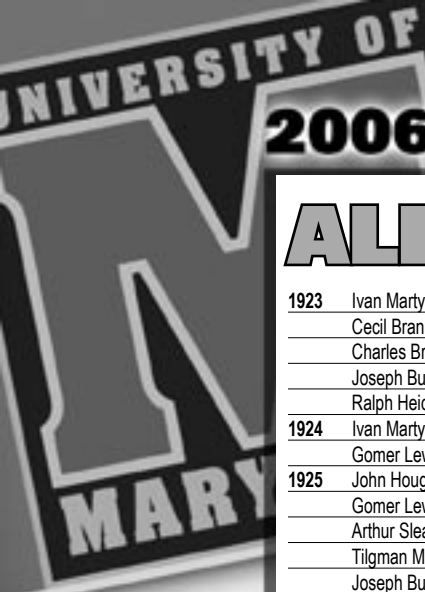
M
LX
Lacrosse

150
ANNIVERSARY



TERPS ON THE ACC 50TH ANNIVERSARY TEAM

| | | | | | | | |
|-----------------|---------|---------------|---------|-------------------|---------|----------------|---------|
| Bud Beardmore | 1960-62 | Jack Heim | 1965-67 | Douglas Radebaugh | 1973-76 | Frank Urso | 1973-76 |
| Bob Boniello | 1977-80 | James Kappler | 1955-57 | Douglas Schreiber | 1972-73 | Charles Wicker | 1953-56 |
| Brian Dougherty | 1993-96 | John Kastner | 1969-72 | John Simmons | 1954-56 | Pete Worstell | 1977-81 |
| Mark Douglas | 1988-91 | Alan Lowe | 1965-67 | Mike Thearle | 1972-73 | Tom Worstell | 1985-88 |
| Mike Farrell | 1973-76 | Ed Mullen | 1973-76 | Roger Tuck | 1973-76 | | |



FEAR THE TURTLE

2006 MARYLAND MEN'S LACROSSE

ALL-TIME ALL-AMERICANS

| | | | |
|------|--------------------|--------------|-----|
| 1923 | Ivan Marty | Point | 1st |
| | Cecil Branner | Out Home | 2nd |
| | Charles Brewer | Defense | 3rd |
| | Joseph Burger | Cover Point | HM |
| | Ralph Heidelberg | Attack | HM |
| 1924 | Ivan Marty | Cover Point | 1st |
| | Gomer Lewis | Out Home | 1st |
| 1925 | John Hough | Defense | 1st |
| | Gomer Lewis | Out Home | 1st |
| | Arthur Sleasman | Goal | 2nd |
| | Tilgman Marden | In Home | 2nd |
| | Joseph Burger | Cover Point | 3rd |
| | Ed Smith | Center | HM |
| 1926 | Russell Allen | Defense | 1st |
| | William Beatty | In Home | 2nd |
| | Kinsley McDonald | Defense | 2nd |
| | Lionel Ensor | Center Field | HM |
| | John Faber | Attack | HM |
| 1927 | Samuel Crosswaite | Attack | 1st |
| | Arthur Boyd | Attack | 2nd |
| | Alex Muzzy | Defense | 3rd |
| | John Faber | Out Home | 3rd |
| | Fred Linkous | Attack | HM |
| 1928 | Wilbur Street | Goal | 1st |
| | Frederick Linkous | In Home | 1st |
| | Slater Davidson | Center | HM |
| 1929 | Emmett Loane | Defense | 1st |
| | William Evans | In Home | 1st |
| | William Beck | Center | HM |
| | William Holloway | Attack | HM |
| | Albert Heagy | Defense | HM |
| 1930 | James Kelly | Goal | 1st |
| | William Evans | Home | 1st |
| | Albert Heagy | Defense | 1st |
| | Charles Dodson | Cover Point | 2nd |
| | William Beck | Center | 2nd |
| | Jack Norris | Defense | HM |
| 1931 | Joe Deckman | Point | 1st |
| | Gordon Pugh | Center | 1st |
| | Ed Ronkin | Home | 1st |
| | Charles May | Defense | 2nd |
| | James Lee | Attack | 2nd |
| | Fred Inverezzi | Goal | HM |
| | Vincent Colosimo | Attack | HM |
| | Fred Stieber | Attack | HM |
| 1932 | Gordon Pugh | Center | 1st |
| | Ed Ronkin | Home | 1st |
| | Morris Nicholson | Point | 1st |
| | Jack Norris | Defense | 1st |
| 1933 | Norwood Sothoron | Defense | 1st |
| | Gordon Pugh | Center | 1st |
| | Gerald Snyder | Point | 2nd |
| | Carl Pfau | Goal | HM |
| | George Hockensmith | Attack | HM |
| 1934 | Samuel Silber | Cover Point | 1st |
| | Norwood Sothoron | Defense | 1st |
| 1935 | Samuel Silber | Cover Point | 1st |
| | Charles Ellinger | In Home | 1st |
| | Leonard Rombro | Defense | 1st |
| | Ramsay Thomas | Attack | 1st |
| | John Christhlf | Out Home | HM |
| 1936 | John Kelly | Goal | 1st |
| | Louis Ennis | Point | 1st |
| | Charles Ellinger | Out Home | 1st |
| | Alton Rabbit | Defense | 1st |
| | Herbert Brill | Attack | 1st |
| | John Christhlf | Out Home | 1st |
| | Parker Lindsay | Center | HM |

| | | | |
|------|---------------------|--------------|-----|
| 1937 | John Kelly | Goal | 1st |
| | Charles Ellinger | Out Home | 1st |
| | Robert Neilson | In Home | 1st |
| | John Page | Point | HM |
| | James Meade | Defense | HM |
| 1938 | Parker Lindsay | Attack | 1st |
| | Robert Neilson | In Home | 1st |
| | Milton Mulitz | Point | 2nd |
| | George Watson | Attack | 2nd |
| 1939 | Milton Mulitz | Point | 1st |
| | James Meade | Defense | 1st |
| | Fredric Hewitt | Attack | 3rd |
| 1940 | Milton Mulitz | Cover Point | 1st |
| | Oscar Nevares | Out Home | 1st |
| | William Bond | Attack | 2nd |
| | Leo Muller | Point | 3rd |
| | William Cole | Center | 3rd |
| 1941 | Leo Muller | Point | 1st |
| | Jordan Sexton | Attack | 2nd |
| | Albert Slesinger | Out Home | 2nd |
| 1942 | William McGregor | Defense | 2nd |
| | Ramon Grelecki | In Home | 2nd |
| | James Forbes | Goal | 3rd |
| 1943 | Jack Dittmar | Cover Point | 1st |
| | John Hoyert | Attack | 1st |
| | Robert Stockbridge | In Home | 2nd |
| | Arthur Lundvall | Center | 3rd |
| | Lloyd Mallonee | Attack | 3rd |
| 1946 | Robert Fetters | Point | 1st |
| | Thomas Hoffecker | Goal | 2nd |
| 1947 | Jiles Freeman | Out Home | 2nd |
| | John Ruppertsberger | Center Point | 2nd |
| | Thomas Hoffecker | Goal | 3rd |
| | Ray Grelecki | | HM |
| 1948 | Thomas Hoffecker | Goal | 2nd |
| | Jiles Freeman | Attack | 2nd |
| | John Ruppertsberger | Center Point | 3rd |
| | Bill Nuttle | Defense | HM |
| | Charles Herbert | Midfield | HM |
| | Henry Lowery | Attack | HM |
| 1949 | Pat Walker | Midfield | 2nd |
| | Charles Herber | Midfield | 3rd |
| | Henry Lowery | Attack | 3rd |
| | Blair Hall | Attack | HM |
| | Phippos | Midfield | HM |
| 1950 | Charles Herbert | Midfield | 2nd |
| | Charles Murphy | Defense | 3rd |
| | William Larash | Goal | HM |
| | Patrick Walker | Midfield | HM |
| | Blair Hall | Midfield | HM |
| | Henry Lowery | Attack | HM |
| 1951 | William Hubbell | Defense | 1st |
| | Elmer Wingate | Defense | 2nd |
| | William Larash | Goal | 3rd |
| | Blair Hall | Midfield | 3rd |
| | Patrick Walker | Midfield | HM |
| | Ted Gournaris | Midfield | HM |
| | Daniel Bonthren | Midfield | HM |
| | Robert Mahan | Attack | HM |
| 1952 | William Larash | Goal | 1st |
| | William Hubbell | Defense | 1st |
| | Tom Lillis | Midfield | HM |
| 1953 | Rennie Smith | Attack | 2nd |
| | Robert Morgan | Defense | 2nd |
| | Charles Wicker | Attack | HM |
| | Dwight Hawksworth | Defense | HM |
| 1954 | George Corrigan | Attack | 1st |
| | Rennie Smith | Attack | 2nd |
| | Charles Wicker | Attack | 3rd |

| | | | |
|------|---------------------|----------|-----|
| | Ben Goertmiller | Midfield | HM |
| | Richard Corrigan | Defense | HM |
| 1955 | Charles Wicker | Attack | 1st |
| | James Keating | Midfield | 1st |
| | John Simmons | Defense | 1st |
| | Rennie Smith | Attack | 2nd |
| | James Kappler | Goal | 2nd |
| | George Corrigan | Attack | HM |
| | Ben Goertemiller | Midfield | HM |
| | Bud Waesche | Midfield | HM |
| | William Spies | Defense | HM |
| 1956 | Charles Wicker | Attack | 1st |
| | James Keating | Midfield | 1st |
| | John Simmons | Defense | 1st |
| | James Kappler | Goal | 1st |
| | Bud Waesche | Midfield | 3rd |
| | Jim Strott | Attack | HM |
| | Dick McNicholas | Midfield | HM |
| | Tamburello | Midfield | HM |
| | John Rehme | Defense | HM |
| 1957 | Ernie Betz | Midfield | 1st |
| | Jim Kappler | Goal | 1st |
| | Richard Britt | Attack | 2nd |
| | Theodore Kyte | Defense | 2nd |
| | Leroy Skinner | Midfield | HM |
| | Stuart Carlisle | Midfield | HM |
| | Ronald Scheydt | Defense | HM |
| 1958 | Richard Corrigan | Attack | 1st |
| | Ernest Betz | Midfield | 1st |
| | Dick Szlasa | Defense | 2nd |
| | Leroy Skinner | Midfield | 3rd |
| | Roger Goss | Attack | HM |
| | Stuart Carlisle | Midfield | HM |
| 1959 | Robert Schwartzberg | Defense | 1st |
| | Roger Goss | Attack | 2nd |
| | Abrham Tiedeman | Midfield | 3rd |
| | James Keating | Attack | HM |
| | Jerry Thelen | Midfield | HM |
| | Bud Waesche | Midfield | HM |
| | Fred Kern | Defense | HM |
| 1960 | Roger Goss | Attack | 2nd |
| | Jerry Thelen | Midfield | 3rd |
| | Robert Schwartzberg | Defense | 3rd |
| | Clayton Beardmore | Midfield | HM |
| 1961 | Clayton Beardmore | Midfield | 1st |
| | Fritz Waidner | Attack | 2nd |
| | Gene Rechner | Defense | 3rd |
| | Bob Lemken | Midfield | HM |
| 1962 | Clayton Beardmore | Midfield | 1st |
| | Raymond Altman | Attack | 2nd |
| | Bob Lemken | Midfield | 2nd |
| 1963 | Ray Altman | Attack | 1st |
| | Bill Pettit | Attack | 2nd |
| | Larry Levitt | Midfield | HM |
| | Bob Scheid | Midfield | HM |
| 1964 | Fred Betz | Midfield | 1st |
| | Bill Pettit | Attack | 2nd |
| | Bob Scheid | Midfield | HM |
| | Bill Buck | Defense | HM |
| | John Schofield | Goal | HM |
| 1965 | John Kenworthy | Midfield | 1st |
| | John Schofield | Goal | 1st |
| | John Heim | Attack | 3rd |
| | Bill Buck | Defense | HM |
| 1966 | John Heim | Attack | 1st |
| | Al Pastrana | Defense | 1st |
| | Bob Newkirk | Midfield | 2nd |
| | Alan Lowe | Attack | HM |



FEAR THE TURTLE

2006 MARYLAND MEN'S LACROSSE

| | | | |
|------|---------------------|----------|-----|
| 1967 | John Heim | Attack | 1st |
| | Bruce Hinkle | Midfield | 1st |
| | Alan Lowe | Attack | 2nd |
| | Steve Pfeiffer | Midfield | 2nd |
| | Steven LaVaute | Attack | 3rd |
| | Bill Sbarra | Defense | 3rd |
| | Doug Carter | Midfield | HM |
| | Charles Leimbach | Midfield | HM |
| | Mike Badger | Defense | HM |
| | Norman VanderSchuyt | Goal | HM |
| 1968 | Stehen Pfeiffer | Midfield | 1st |
| | Douglas Carter | Attack | 2nd |
| | Steve LaVaute | Attack | 2nd |
| | Charles Leimbach | Midfield | 2nd |
| | Hugh Mallon | Defense | 2nd |
| | Norman VanderSchuyt | Goal | 2nd |
| | Walter Pettit | Midfield | HM |
| | Bruce Hinkle | Midfield | HM |
| 1969 | Norman VanderSchuyt | Goal | 2nd |
| | Thomas McClenahan | Defense | 2nd |
| | Bruce Piccirillo | Midfield | 3rd |
| | Reed Kaestner | Attack | HM |
| 1970 | Reed Kaestner | Midfield | 2nd |
| | John Kaestner | Attack | 2nd |
| | Thomas McClenahan | Defense | 3rd |
| | Doug Carter | Midfield | HM |
| 1971 | Tom Cleaver | Attack | 2nd |
| | Ira Hochstadt | Defense | 3rd |
| | John Kaestner | Attack | 3rd |
| | William Reilly | Goal | HM |
| | Dan Furman | Midfield | HM |
| 1972 | Doug Scheiber | Midfield | 1st |
| | John Kaestner | Attack | 1st |
| | Bill Reilly | Goal | 2nd |
| | Mike Thearle | Defense | 2nd |
| | Gary Besosa | Midfield | 3rd |
| | Kevin Rogers | Midfield | HM |
| | Dave Dempsey | Attack | HM |
| 1973 | Mike Thearle | Defense | 1st |
| | Doug Schreiber | Midfield | 1st |
| | Frank Urso | Midfield | 1st |
| | Pat O'Meally | Attack | 1st |
| | Bill O'Donnell | Goal | 2nd |
| | Rick Avena | Defense | 2nd |
| | Doug Radebaugh | Midfield | 2nd |
| | Gary Besosa | Midfield | 2nd |
| | Ed Mullen | Attack | 2nd |
| | Ed Glatzel | Defense | 3rd |
| | Larry Hubbard | Midfield | HM |
| | Brooks Sleeper | Midfield | HM |
| 1974 | Mike Farrell | Defense | 1st |
| | Frank Urso | Midfield | 1st |
| | Doug Radebaugh | Midfield | 2nd |
| | Roger Tuck | Midfield | 3rd |
| | Ed Mullen | Attack | 3rd |
| | Art Seekamp | Defense | HM |
| | Pat O'Meally | Attack | HM |
| 1975 | Mike Farrell | Defense | 1st |
| | Frank Urso | Midfield | 1st |
| | Doug Radebaugh | Midfield | 1st |
| | Mark Bethmann | Defense | 3rd |
| | Roger Tuck | Attack | 3rd |
| | Gary Niels | Goal | HM |
| | Bert Casewell | Attack | HM |
| 1976 | Ed Mullen | Attack | 1st |
| | Frank Urso | Midfield | 1st |
| | Roger Tuck | Midfield | 1st |
| | Mike Farrell | Defense | 1st |
| | Bob Ott | Midfield | 3rd |
| | Mark Bethmann | Defense | 3rd |
| | Robert Reed | Goal | HM |
| | Mike Hynes | Attack | HM |


| | | | |
|------|------------------|----------|-----|
| 1977 | Mike Hynes | Attack | 2nd |
| | Peter Worstell | Midfield | 2nd |
| | Jake Reed | Goal | 3rd |
| | Kevin Boland | Midfield | 3rd |
| | Bob Ott | Midfield | 3rd |
| | Randy Ratliff | Defense | 3rd |
| | Bob Boneillo | Attack | HM |
| | Lance Kohler | Midfield | HM |
| 1978 | Bob Boneillo | Attack | 2nd |
| | Peter Worstell | Midfield | 2nd |
| | Rich Shakespeare | Defense | 3rd |
| | Ed Pray | Defense | 3rd |
| | John Lamon | Attack | HM |
| | Bob Ott | Midfield | HM |
| | Barry Mitchell | Midfield | HM |
| 1979 | Bob Boneillo | Attack | 1st |
| | Barry Mitchell | Midfield | 1st |
| | John Lamon | Attack | 2nd |
| | Bob Ott | Midfield | 2nd |
| | Ed Pray | Defense | 3rd |
| | Ron Martinellp | Midfield | HM |
| | Randy Ratliff | Defense | HM |
| | Bryant Waters | Goal | HM |
| 1980 | Peter Worstell | Midfield | 1st |
| | Bob Boneillo | Attack | 3rd |
| | Don Sadler | Defense | HM |
| 1981 | Peter Worstell | Attack | 2nd |
| | Ron Martinello | Attack | HM |
| | Klay Johnson | Midfield | HM |
| | Don Sadler | Defense | HM |
| 1982 | Jim Wilkerson | Attack | 1st |
| | Don Sadler | Midfield | 2nd |
| 1983 | Jim Wilkerson | Attack | 1st |
| | Kevin Sullivan | Midfield | 3rd |
| | Mark Wheeler | Defense | 3rd |
| | Jack Francis | Midfield | HM |
| | Curtis Roundtree | Defense | HM |
| 1984 | Chris O'Brien | Midfield | 3rd |
| | Dan Tracy | Defense | HM |
| 1985 | Dan Tracy | Defense | 3rd |
| | Brian Willard | Attack | HM |
| 1986 | Tom Worstell | Midfield | 1st |
| | Brian Willard | Midfield | 3rd |
| | Brian Jackson | Defense | 3rd |
| | Dan Tracy | Defense | HM |
| 1987 | Tom Worstell | Midfield | 1st |
| | Brian Jackson | Defense | 1st |
| | Jim Beardmore | Goal | 1st |
| | Mike Mosko | Attack | 2nd |
| | Brian Willard | Midfield | 2nd |
| | Brendan Hanley | Attack | HM |
| | Kirk Thurston | Attack | HM |
| 1988 | Tom Worstell | Midfield | 2nd |
| | Phil Willard | Midfield | 3rd |
| | Dan Coughlan | Defense | 3rd |
| | Brendan Hanley | Attack | HM |
| 1989 | Phil Willard | Midfield | 1st |
| | Bill Ralph | Defense | 1st |
| | Mark Douglas | Attack | HM |
| | Jeff McNeil | Defense | HM |
| 1990 | Bill Ralph | Defense | 2nd |
| | Mark Douglas | Midfield | HM |
| 1991 | Mark Douglas | Attack | 1st |
| | Brian Burlace | Defense | 2nd |
| | Rob Wurzbarger | Attack | HM |
| 1992 | Brian Burlace | Defense | 1st |
| | Chris Dail | Attack | HM |
| | Dan Reading | Midfield | HM |
| | Steve Kavovit | Goal | HM |

| | | | |
|------|--------------------------|-----------------|------------|
| 1993 | Bob Huggins | Midfield | 3rd |
| | Steve Hayes | Defense | HM |
| | Dan Robbins | Defense | HM |
| 1994 | Kip Fulks | Midfield | HM |
| | Dan Robbins | Midfield | HM |
| | Dan Radebaugh | Defense | HM |
| 1995 | Dan Radebaugh | Defense | 1st |
| | Brian Dougherty | Goal | 1st |
| | Kip Fulks | Midfield | 2nd |
| | Robert Chomo | Attack | 3rd |
| | Greg Nelin | Midfield | HM |
| 1996 | Brian Dougherty | Goal | 1st |
| | Todd Evans | Midfield | 2nd |
| | Dave LaChapelle | Defense | 3rd |
| | Matt Hahn | Attack | HM |
| | Andrew Whipple | Attack | HM |
| 1997 | David LaChapelle | Defense | 2nd |
| | Matt Hahn | Attack | HM |
| | Scott Hochstadt | Attack | HM |
| | Andrew Whipple | Attack | HM |
| | Todd Evans | Midfield | HM |
| 1998 | Scott Hochstadt | Attack | 2nd |
| | Brian Zeller | Midfield | 2nd |
| | Kevin Healy | Goal | 2nd |
| | Matt Hahn | Attack | 3rd |
| | Andrew Whipple | Attack | 3rd |
| | Frank Radin | Midfield | 3rd |
| | Brian Reese | Midfield | HM |
| | Casey Connor | Defense | HM |
| | Chris Lamy | Defense | HM |
| 1999 | Chris Lamy | Defense | 2nd |
| | Casey Connor | Defense | HM |
| | Scott Hochstadt | Attack | HM |
| 2000 | Casey Conner | Defense | 2nd |
| | Chris Malone | Midfield | 3rd |
| 2001 | Pat McGinnis | Goalie | 1st |
| | Andrew Combs | Attack | 2nd |
| | Michael Howley | Defense | 2nd |
| | Chris Malone | Midfield | HM |
| | Mike Mollot | Attack | HM |
| 2002 | Michael Howley | Defense | 2nd |
| | Mike Mollot | Midfield | 2nd |
| | Chris Passavia | Defense | 3rd |
| | Dan LaMonica | Attack | HM |
| | Dan McCormick | Goalie | HM |
| | Nate Watkins | Midfield | HM |
| 2003 | Michael Howley | Defense | 1st |
| | Chris Passavia | Defense | 2nd |
| | Danny McCormick | Goalie | 3rd |
| | Mike Mollot | Midfield | 3rd |
| | Ryan Moran | Midfield | 3rd |
| | Lee Zink | Defense | 3rd |
| | Brett Harper | Def. Midfield | HM |
| | Joe Walters | Attack | HM |
| 2004 | Joe Walters | Attack | 1st |
| | Chris Passavia | Defense | 1st |
| | Lee Zink | Defense | 1st |
| | Paul Gillette | Midfield | 3rd |
| | Bill McGlone | Midfield | 3rd |
| | Brendan Healy | Midfield | HM |
| | Dave Wagner | Defense | HM |
| | Tim McGinnis | Goalie | HM |
| 2005 | Bill McGlone | Midfield | 1st |
| | Joe Walters | Attack | 2nd |
| | Steve Whittenberg | Defense | 3rd |
| | Brendan Healy | Midfield | HM |
| | Ray Megill | Defense | HM |
| | Harry Alford | Goalie | HM |

27

1

M
LX
Lacrosse150
YEARS



FEAR THE TURTLE

2006 MARYLAND MEN'S LACROSSE

ALL-TIME AWARD WINNERS

MARYLAND'S MEMBERS OF THE LACROSSE HALL OF FAME

| Name | Year Inducted |
|---------------------------|---------------|
| Clayton A. Beardmore, Jr. | 1980 |
| Ernest J. Betz | 1988 |
| John F. Christhilf | 1974 |
| Joseph H. Deckman | 1965 |
| Dick Edell | 2004 |
| Charles F. Ellinger, Jr. | 1969 |
| William W. Evans | 1966 |
| John E. Faber | 1963 |
| Michael Farrell | 1999 |
| Albert B. Heagy | 1965 |
| John C. Heim, Jr. | 1988 |
| Frederic M. Hewitt | 1971 |
| James R. Kappler | 1976 |
| James H. Keating, Jr. | 1981 |
| John F. Kelly | 1969 |
| Fred C. Linkous | 1967 |
| Alan E. Lowe | 1990 |
| Ivan M. Marty | 1970 |
| Richard M. Moran | 1983 |
| Edwin E. Powell | 1964 |
| Gordon S. Pugh | 1968 |
| J. Douglas Radebaugh | 1992 |
| Douglas M. Schreiber | 1993 |
| John W. Simmons, Jr. | 1985 |
| Norwood Sothoron | 1972 |
| Mike Thearle | 2004 |
| Reginald V. Truitt | 1959 |
| Bernard Ullman | 2003 |
| Frank Urso | 1991 |
| Charles E. Wicker | 1978 |
| William C. Wylie | 1959 |

LT. RAYMOND ENNERS MEMORIAL AWARD

Nation's Outstanding Player

| | |
|-----------------|------|
| Doug Schreiber | 1973 |
| Frank Urso | 1975 |
| Brian Dougherty | 1995 |

JACK TURNBULL MEMORIAL AWARD

Nation's Outstanding Attackman

| | |
|------------------|------|
| C. Rennie Smith | 1954 |
| Richard Corrigan | 1958 |
| Ray Altman | 1963 |
| Jack Heim | 1967 |
| John Kaestner | 1972 |
| Bob Boneillo | 1979 |
| Mark Douglas | 1991 |

LT. DON MCLAUGHLIN MEMORIAL AWARD

Nation's Outstanding Midfielder

| | |
|----------------|------------|
| Doug Schreiber | 1973 |
| Frank Urso | 1974, 1976 |
| Doug Radebaugh | 1975 |

SCHMEISSER MEMORIAL CUP

Nation's Outstanding Defenseman

| | |
|-----------------|------|
| Robert Fetters | 1946 |
| Michael Howley | 2003 |
| William Hubbell | 1952 |
| John Simmons | 1956 |
| Mike Thearle | 1973 |
| Mike Farrell | 1976 |
| Brian Burface | 1992 |
| Dan Radebaugh | 1995 |
| Michael Howley | 2003 |
| Lee Zink | 2004 |

C.M. KELLY, JR. MEMORIAL CUP

Nation's Outstanding Goalie

| | |
|-----------------|------------------|
| William Larash | 1952 |
| James Kappler | 1955, 1956, 1957 |
| John Schofield | 1965 |
| Brian Dougherty | 1995, 1996 |

NORTH-SOUTH OUTSTANDING PLAYER

| | |
|-----------------|------|
| Brian Dougherty | 1996 |
|-----------------|------|

USILA COACH OF THE YEAR

| | |
|---------------|------|
| John Faber | 1959 |
| Bud Beardmore | 1973 |
| Dick Edell | 1995 |

USILA HOWDY MYERS AWARD MAN OF THE YEAR AWARD

| | |
|---------------|------|
| John F. Kelly | 1959 |
|---------------|------|

NCAA TOURN. 25TH ANNIVERSARY TEAM

| | |
|------------|------|
| Frank Urso | 1976 |
|------------|------|

W. H. BRINE MEMORIAL AWARD

Outstanding Player in NCAA Championship

| | |
|-----------------|------|
| Brian Dougherty | 1995 |
|-----------------|------|

NCAA ALL-TOURNAMENT

| | |
|--------------------|-------------|
| Brian Dougherty | 1995 |
| Dan Radebaugh | 1995 |
| Matt Hahn | 1995 |
| Peter Hilgartner | 1995 |
| Rob Chomo | 1995 |
| Matt Hahn | 1997 |
| Andrew Whipple | 1997 |
| Scott Hochstadt | 1998 |
| Brian Haggerty | 1998 |
| Mike Bonanni | 1998 |
| Michael Howley | 2003 |
| Joe Walters | 2005 |

Started in 1995

ACC HONORS

ACC PLAYER OF THE YEAR

| | |
|--------------------|-------------|
| Bob Boneillo | 1979 |
| Tom Worstell | 1986 |
| Jim Beardmore | 1987 |
| Bill Ralph | 1990 |
| Kevin Healy | 1998 |
| Joe Walters | 2004 |

ACC COACH OF THE YEAR

| | |
|--------------------|-------------|
| Dick Edell | 1989 |
| Dick Edell | 1992 |
| Dick Edell | 1998 |
| Dave Cottle | 2004 |

ACC TEAM TITLES

1955, 1956, 1957, 1958, 1958, 1960, 1961, 1963, 1965, 1966, 1967, 1968, 1972, 1973, 1974, 1976, 1977, 1978, 1979, 1980 (with Virginia), 1985 (with Virginia & North Carolina), 1987, 1998*, 2004*, 2005* (* - Denotes tournament title, prior to 1989 the winner was determined by the ACC standings.)

ALL-ACC SELECTIONS

| | | | | | |
|------|----------------|---|------|---------------------|----------|
| 1977 | Bob Ott | M | 1991 | Mark Douglas | A |
| | Pete Worstell | M | | Brian Burface | D |
| | Randy Ratliff | D | 1992 | Brian Burface | D |
| | Ed Pray | D | | Andy Claxton | M |
| | Jake Reed | G | | Bob Huggins | M |
| 1978 | Bob Boneillo | A | 1993 | Bob Huggins | M |
| | Bob Ott | M | | Danny Robbins | D |
| | Pete Worstell | M | 1994 | Kip Fulks | M |
| | Barry Mitchell | M | | Dan Radebaugh | D |
| | Randy Ratliff | D | 1995 | Brian Dougherty | G |
| | Ed Pray | D | | Kip Fulks | M |
| 1979 | John Lamon | A | | Dan Radebaugh | D |
| | Bob Boneillo | A | 1996 | Brian Dougherty | G |
| | Barry Mitchell | M | | Andrew Whipple | A |
| | Randy Ratliff | D | 1997 | Matt Hahn | A |
| | Bryant Waters | D | | Dave LaChapelle | D |
| 1980 | Bob Boneillo | A | 1998 | Matt Hahn | A |
| | Pete Worstell | M | | Scott Hochstadt | A |
| | Barry Mitchell | M | | Frank Radin | M |
| 1981 | Pete Worstell | A | | Brian Zeller | M |
| 1982 | Jim Wilkerson | A | | Kevin Healy | G |
| | Kevin Sullivan | M | 1999 | Chris Lamy | D |
| 1984 | Chris O'Brien | M | | Kevin Healy | G |
| 1985 | Kirk Thurston | M | 2000 | Chris Malone | M |
| 1986 | Tom Worstell | M | | Pat McGinnis | G |
| | Dan Tracy | D | 2001 | Andrew Combs | A |
| | Brian Jackson | D | | Michael Howley | D |
| 1987 | Mike Mosko | A | | Pat McGinnis | G |
| | Tom Worstell | M | 2002 | Michael Howley | D |
| | Brian Willard | M | | Dan LaMonica | A |
| | Brian Jackson | D | | Mike Mollot | M |
| | Jim Beardmore | G | | Chris Passavia | D |
| 1988 | Brendan Hanley | A | 2003 | Michael Howley | D |
| | Tom Worstell | M | | Mike Mollot | M |
| | Dan Coughlan | D | | Ryan Moran | M |
| 1989 | Mark Douglas | A | | Chris Passavia | D |
| | Phil Willard | M | 2004 | Chris Passavia | D |
| | Billy Ralph | D | | Joe Walters | A |
| | Mike McCanna | G | | Lee Zink | D |
| 1990 | Billy Ralph | D | 2005 | Bill McGlone | M |
| | Mark Douglas | M | | Joe Walters | A |



FEAR THE TURTLE

2006 MARYLAND MEN'S LACROSSE

SERIES RECORDS

| Team | Record | Pct. |
|------------------|--------------|--------------|
| Adelphi | 5-1 | .833 |
| Air Force | 4-0 | 1.000 |
| Army | 20-19 | .513 |
| Baltimore | 12-1 | .923 |
| Boston College | 1-0 | 1.000 |
| Brown | 15-0 | 1.000 |
| Bucknell | 7-0 | 1.000 |
| Butler | 3-0 | 1.000 |
| Conn. Wesleyan | 1-0 | 1.000 |
| Cornell | 13-2 | .867 |
| Cortland | 3-0 | 1.000 |
| C.W. Post | 3-0 | 1.000 |
| Dartmouth | 7-1 | .875 |
| Delaware | 8-1 | .889 |
| Denver | 2-0 | 1.000 |
| Drexel | 1-0 | 1.000 |
| Duke | 53-15 | .779 |
| East Carolina | 2-0 | 1.000 |

| Team | Record | Pct. |
|----------------------|----------------|--------------|
| Fairfield | 1-0 | 1.000 |
| Fr. & Marshall | 3-0 | 1.000 |
| Georgetown | 5-0 | 1.000 |
| Georgia | 3-0 | 1.000 |
| Georgia Tech | 3-0 | 1.000 |
| Hamp.-Sydney | 2-0 | 1.000 |
| Harvard | 25-0 | 1.000 |
| Hobart | 3-0 | 1.000 |
| Hofstra | 8-1 | .889 |
| Johns Hopkins | 36-54-1 | .401 |
| Kenyon | 1-0 | 1.000 |
| Lafayette | 1-0 | 1.000 |
| Lehigh | 3-1 | .750 |
| Loyola | 19-1 | .950 |
| Massachusetts | 2-0 | 1.000 |
| M.I.T. | 2-0 | 1.000 |
| Michigan State | 1-0 | 1.000 |
| Mount St. Mary | 6-0 | 1.000 |

| Team | Record | Pct. |
|-----------------------|----------------------|--------------|
| Navy | 48-30-1 | .614 |
| NC State | 5-0 | 1.000 |
| New Hampshire | 12-0 | 1.000 |
| NYU | 3-0 | 1.000 |
| North Carolina | 32-18 | .640 |
| Notre Dame | 3-0 | 1.000 |
| Ohio State | 4-0 | 1.000 |
| Ohio Wesleyan | 1-0 | 1.000 |
| Oxford-Cambridge | 1-0 | 1.000 |
| Penn | 6-0 | 1.000 |
| Penn State | 30-0 | 1.000 |
| Princeton | 28-12-1 | .695 |
| Providence | 1-0 | 1.000 |
| Radford | 3-0 | 1.000 |
| Randolph-Macon | 3-0 | 1.000 |
| Rutgers | 23-1 | .958 |
| Sacred Heart | First Meeting | |
| South Florida | 1-0 | 1.000 |

| Team | Record | Pct. |
|---------------------|--------------|-------------|
| St. John's of Anna. | 7-5 | .583 |
| Stevens | 3-0-1 | .875 |
| Stony Brook | 1-0 | 1.000 |
| Swarthmore | 3-0 | 1.000 |
| Syracuse | 8-5 | .615 |
| Towson | 22-5 | .815 |
| UMBC | 22-4 | .846 |
| Villanova | 5-0 | 1.000 |
| Virginia | 44-30 | .595 |
| VMI | 1-0 | 1.000 |
| W. Maryland | 3-0 | 1.000 |
| Wash. & Lee | 21-1 | .955 |
| Wash. College | 8-0 | 1.000 |
| William & Mary | 2-0 | 1.000 |
| Williams | 6-0 | 1.000 |
| Yale | 6-1 | .857 |

2006 Opponents In Bold

27 SPORTS

1 TEAM

M
LX
Lacrosse

150-
MARYLAND

TERPS IN THE PROS

MAJOR LEAGUE LACROSSE

JASON CARRIER

New Jersey Pride (2002)

ANDREW BUGGS COMBS

Baltimore Bayhawks (2003-04)
Rochester Rattlers (2005)

CASEY CONNOR

Rochester Rattlers (2001-02)
Baltimore Bayhawks (2003-05)

BRIAN DOUGHERTY

Rochester Rattlers (2001-02)
Long Island Lizards (2003-04)
Philadelphia Barrage (2005)

TODD EVANS

Boston Cannons (2001-02)

KIP FULKS

Baltimore Bayhawks (2001-05)

PAUL GILLETTE

Baltimore Bayhawks (2005)

BRIAN HAGGERTY

Bridgeport Barrage (2002)

SCOTT HOCHSTADT

Bridgeport Barrage (2002)

MICHAEL HOWLEY

Rochester Rattlers (2003-05)

DAVE LACHAPELLE

Baltimore Bayhawks (2001)

MIKE LAMONICA

New Jersey Pride (2005)

FRANK LUCIANO

New Jersey Pride (2004)

CHRIS MALONE

New Jersey Pride (2001-04)
Philadelphia Barrage (2005)

PAT MCGINNIS

Bridgeport Barrage (2001-02)

MIKE MOLLOT

Rochester Rattlers (2003)
Philadelphia Barrage (2004)

RYAN MORAN

Baltimore Bayhawks (2003)
Philadelphia Barrage (2004)
Long Island Lizards (2005)

CHRIS PASSAVIA

Boston Cannons (2004-05)

DAN RADEBAUGH

Boston Cannons (2001-03)

BRIAN REESE

Baltimore Bayhawks (2001-04)
Philadelphia Barrage (2005)

JEFF SHIRK

New Jersey Pride (2001-02)

NATE WATKINS

Rochester Rattlers (2002-04)

ANDREW WHIPPLE

Rochester Rattlers (2002)

LEE ZINK

Baltimore Bayhawks (2004-05)

NATIONAL LACROSSE LEAGUE (INDOOR)

JIM BEARDMORE

Pittsburgh Bulls

STEVE BEARDMORE

Baltimore Thunder

KEVIN BILGER

Baltimore Thunder

JON BROTHERS

Colorado Mammoth

CASEY CONNOR

Washington Power

BRIAN DOUGHERTY

Baltimore Thunder

TODD EVANS

Philadelphia Wings

KIP FULKS

Washington Power

SCOTT HOCHSTADT

Anaheim Storm

CHRIS LAMON

Washington Wave

JOHN LAMON

Washington Wave

RON MARTINELLO

Detroit Turbos

MATT MCGEADY

Philadelphia Wings

DAN RADEBAUGH

Philadelphia Wings

BRIAN REESE

Colorado Mammoth

BILL RUHL

Pittsburgh Crossfire

JEFF SHIRK

New York Saints

KIRK THURSTON

Washington Wave

DREW VIRK

San Jose Stealth

NATE WATKINS

Buffalo Bandits

ANDREW WHIPPLE

Albany Attack

BRIAN WILLARD

Washington Wave

PHIL WILLARD

Pittsburgh Bulls

TOM WORSTELL

Pittsburgh Bulls

BRIAN ZELLER

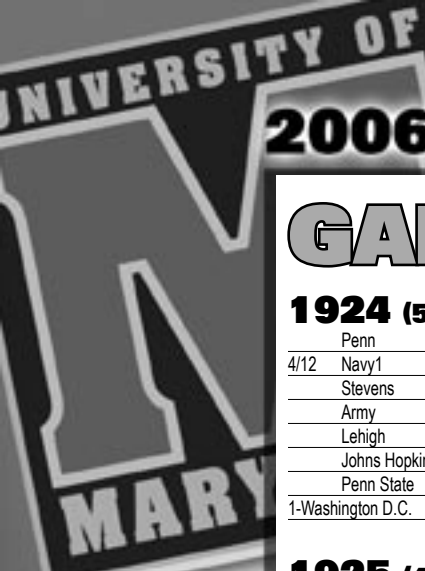
Washington Power

LEE ZINK

Colorado Mammoth

Last Team Played For Is Listed





FEAR THE TURTLE

2006 MARYLAND MEN'S LACROSSE

GAME-BY-GAME RESULTS

1924 (5-2)

| | |
|-------------------|--------|
| Penn | W, 4-3 |
| 4/12 Navy1 | W, 5-3 |
| Stevens | W, 5-3 |
| Army | L, 0-3 |
| Lehigh | L, 0-3 |
| Johns Hopkins | W, 4-2 |
| Penn State | W, 8-1 |
| 1-Washington D.C. | |

1925 (4-1-1)

| | |
|--------------------|-------------|
| 4/14 Yale | L, 3-5 |
| 4/20 New York U. | W, 6-0 |
| 4/25 Swarthmore | W, 10-1 |
| 5/2 Lehigh | W, 5-3 |
| 5/9 at Stevens | 3 of T, 5-5 |
| 5/30 Johns Hopkins | W, 3-1 |

1926 (7-1)

| | |
|---------------|---------|
| Oxford-Cambr. | W, 11-4 |
| Swarthmore | W, 4-2 |
| Lafayette | W, 8-0 |
| Virginia | W, 10-1 |
| Penn | W, 9-1 |
| Stevens | W, 6-2 |
| Lehigh | W, 7-3 |
| Johns Hopkins | L, 3-10 |

1927 (6-4)

| | |
|---------------|---------|
| New York U. | W, 3-2 |
| Army | L, 2-10 |
| 4/16 at Navy | L, 2-6 |
| Harvard | W, 7-4 |
| Virginia | W, 14-2 |
| Syracuse | L, 3-10 |
| Colgate | W, 5-4 |
| Princeton | W, 13-6 |
| Stevens | W, 7-5 |
| Johns Hopkins | L, 2-8 |

1928 (9-1) GOLD MEDAL

| | |
|-------------------------|---------|
| 4/7 Randolph-Macon | W, 10-1 |
| 4/12 Harvard | W, 12-2 |
| 4/16 Georgia Tech | W, 16-3 |
| 4/18 Virginia | W, 17-1 |
| 4/27 Colgate | W, 7-4 |
| 5/2 St. John's of Anna. | W, 7-2 |
| 5/5 Navy | W, 3-2 |
| 5/12 Princeton | W, 8-3 |
| 5/16 Lehigh | W, 15-2 |
| 5/26 Johns Hopkins | L, 1-6 |

1929 (9-2)

| | |
|--------------------------|---------|
| 4/1 New York U. | W, 10-1 |
| 4/10 Randolph-Macon | W, 16-0 |
| 4/13 Cornell | W, 11-1 |
| 4/15 Hobart | W, 10-0 |
| 4/25 Georgia Tech | W, 14-0 |
| 4/27 St. John's of Anna. | L, 1-5 |
| 5/4 Virginia | W, 22-3 |
| 5/11 Army | W, 6-2 |
| 5/18 W. Maryland | W, 7-2 |
| 5/25 Johns Hopkins | W, 6-2 |
| 6/1 at Navy | L, 3-4 |

1930 (8-1)

| | |
|---------------------|---------|
| Randolph-Macon | W, 12-0 |
| W. Maryland | W, 9-0 |
| Georgia | W, 14-1 |
| Army | W, 8-1 |
| St. John's of Anna. | L, 3-7 |
| Penn | W, 15-2 |
| Washington Coll. | W, 20-1 |
| Johns Hopkins | W, 6-0 |
| 5/31 at Navy | W, 5-1 |

1931 (8-1)

NORTH 1 BY USILA

| | |
|---------------------|---------|
| Georgia | W, 20-3 |
| Washington Coll. | W, 8-1 |
| W. Maryland | W, 15-0 |
| Syracuse | W, 12-2 |
| Penn State | W, 13-0 |
| St. John's of Anna. | L, 2-3 |
| Rutgers | W, 10-3 |
| Johns Hopkins | W, 8-6 |
| 5/30 at Navy | W, 8-1 |

1932 (8-1)

| | |
|-------------------------|---------|
| 4/9 Washington Coll. | W, 7-1 |
| 4/15 Georgia Tech | W, 12-0 |
| 4/16 Georgia | W, 12-0 |
| 4/23 Virginia | W, 7-1 |
| 4/30 Rutgers | W, 10-2 |
| 5/9 St. John's of Anna. | W, 5-2 |
| 5/14 Penn State | W, 5-1 |
| 5/21 Johns Hopkins | L, 5-7 |
| 5/28 at Navy | W, 4-2 |

1933 (5-1)

| | |
|--------------------------|---------|
| 4/22 Navy | W, 7-3 |
| 4/29 Washington Coll. | W, 13-1 |
| 5/6 Rutgers | W, 7-2 |
| 5/13 Penn State | W, 19-3 |
| 5/20 Johns Hopkins | L, 3-6 |
| 5/27 St. John's of Anna. | W, 9-5 |

1934 (3-2-1)

| | |
|-------------------------|-------------|
| 4/7 Harvard | W, 9-3 |
| 4/21 Washington Coll. | W, 6-0 |
| 4/28 Yale | W, 12-0 |
| 5/5 St. John's of Anna. | L, 3-8 |
| 5/12 at Navy | 3 of T, 6-6 |
| 5/19 Johns Hopkins | L, 5-8 |

1935 (6-1)

| | |
|--------------------------|---------|
| 3/30 Alumni | W, 13-1 |
| 4/4 Harvard | W, 11-0 |
| 4/20 St. John's of Anna. | L, 5-6 |
| 4/27 Penn State | W, 14-3 |
| 5/4 Syracuse | W, 9-3 |
| 5/11 Navy | W, 6-5 |
| 5/18 Johns Hopkins | W, 4-2 |

1936 (7-0)

USILA CHAMPIONS

| | |
|--------------------------|---------|
| 4/2 Harvard | W, 15-2 |
| 4/11 Alumni | W, 15-0 |
| 4/25 St. John's of Anna. | W, 9-0 |
| 5/9 at Navy | W, 7-2 |

| | |
|--------------------|--------|
| 5/16 Rutgers | W, 8-7 |
| 5/23 Johns Hopkins | W, 9-4 |
| 5/30 Penn State | W, 9-2 |

1937 (7-0)

USILA CO-CHAMPIONS

| | |
|--------------------------|---------|
| 4/8 Harvard | W, 12-2 |
| 4/24 St. John's of Anna. | W, 17-6 |
| 5/1 Syracuse | W, 14-3 |
| 5/8 Rutgers | W, 16-4 |
| 5/15 at Navy | W, 6-2 |
| 5/22 Johns Hopkins | W, 9-6 |
| 5/29 Penn State | W, 15-0 |

1938 (7-1)

| | |
|--------------------------|---------|
| 3/29 Swarthmore | W, 8-3 |
| 4/7 Harvard | W, 11-2 |
| 4/16 Penn State | W, 11-4 |
| 4/23 St. John's of Anna. | W, 8-4 |
| 4/30 at Rutgers | W, 11-9 |
| 5/7 at Princeton | W, 6-3 |
| 5/14 at Navy | L, 7-8 |
| 5/21 Johns Hopkins | W, 12-6 |

1939 (6-1)

USILA CHAMPS

| | |
|---------------------|---------|
| Harvard | W, 11-3 |
| Penn State | W, 18-2 |
| St. John's of Anna. | W, 20-6 |
| Rutgers | W, 12-0 |
| 4/29 Princeton | W, 7-4 |
| 5/13 at Navy | W, 5-3 |
| Johns Hopkins | L, 3-6 |

1940 (10-0)

USILA CHAMPIONS

| | |
|---------------|---------|
| 4/1 Dartmouth | W, 12-4 |
| 4/4 Harvard | W, 10-1 |
| 4/6 Loyola | W, 17-6 |
| Army | W, 6-2 |
| Rutgers | W, 6-2 |
| Penn State | W, 7-3 |
| Duke | W, 10-2 |
| Princeton | W, 10-2 |
| 5/11 at Navy | W, 12-3 |
| Johns Hopkins | W, 7-6 |

1941 (8-2)

| | |
|------------------|---------|
| Dartmouth | W, 15-7 |
| Harvard | W, 14-2 |
| Loyola | W, 11-3 |
| Penn State | W, 12-3 |
| Rutgers | W, 10-1 |
| Army | L, 4-6 |
| Washington Coll. | W, 10-4 |
| Duke | W, 12-5 |
| Princeton | W, 6-5 |
| Johns Hopkins | L, 3-10 |

1942 (6-2)

| | |
|---------------|----------|
| Harvard | W, 15-2 |
| Loyola | W, 18-5 |
| Army | W, 7-5 |
| Penn State | W, 11-5 |
| Princeton | L, 10-12 |
| Duke | W, 12-1 |
| Rutgers | W, 14-1 |
| Johns Hopkins | L, 5-7 |

1943 (7-1)

| | |
|---------------|---------|
| Drexel | W, 12-0 |
| Rutgers | W, 15-0 |
| Princeton | W, 8-5 |
| Loyola | W, 16-5 |
| Penn State | W, 9-4 |
| 5/8 at Navy | L, 8-9 |
| Army | W, 5-4 |
| Johns Hopkins | W, 5-4 |

1944 No Team

1945 No Team

1946 (3-3)

| | |
|-----------------------|----------|
| 4/13 Loyola | W, 17-2 |
| 4/27 Duke | L, 4-12 |
| 5/4 at Army | L, 5-11 |
| 5/11 at Princeton | W, 11-10 |
| 5/15 at Navy | L, 4-11 |
| 5/25 at Johns Hopkins | W, 7-6 |

1947 (4-4)

| | |
|---------------|---------|
| Harvard | W, 12-2 |
| Duke | W, 11-3 |
| 4/12 at Navy | L, 9-10 |
| Loyola | W, 10-2 |
| Princeton | L, 6-11 |
| Army | L, 6-9 |
| Rutgers | W, 16-3 |
| Johns Hopkins | L, 6-15 |

1948 (8-2)

| | |
|-----------------------|---------|
| 3/30 Harvard | W, 11-0 |
| 4/10 at Duke | W, 5-4 |
| 4/12 Dartmouth | W, 17-2 |
| 4/16 Loyola | W, 15-5 |
| 4/23 Navy | W, 8-3 |
| Princeton | W, 9-4 |
| 5/8 at Army | L, 1-10 |
| 5/14 Rutgers | W, 12-3 |
| 5/19 at Wash. & Lee | W, 10-7 |
| 5/22 at Johns Hopkins | L, 8-10 |

1949 (8-2)

| | |
|---------------|---------|
| Williams | W, 12-4 |
| Harvard | W, 12-5 |
| Wash. & Lee | W, 12-5 |
| Rutgers | W, 4-3 |
| Loyola | W, 9-7 |
| 4/23 at Navy | L, 4-14 |
| Princeton | W, 8-5 |
| Army | W, 13-9 |
| Duke | W, 19-7 |
| Johns Hopkins | L, 6-14 |

1950 (6-4)

| | |
|---------------|------------|
| Rutgers | W, 11-2 |
| Harvard | W, 17-2 |
| Princeton | L, 4-6 |
| Army | W, 8-7 |
| Loyola | W, 13-5 |
| 4/22 Navy | L, 5-6 |
| Wash. & Lee | L, 8-9 |
| Virginia | ot W, 11-9 |
| Duke | W, 10-8 |
| Johns Hopkins | L, 4-10 |



FEAR THE TURTLE

2006 MARYLAND MEN'S LACROSSE

1951 (8-2)

| | | |
|------|---------------|---------|
| 3/24 | Wash. & Lee | W, 13-3 |
| | Cornell | W, 14-2 |
| | Virginia | W, 11-6 |
| 4/2 | Williams | W, 13-0 |
| 4/5 | Harvard | W, 14-2 |
| 4/21 | at Navy | W, 10-9 |
| 4/28 | at Princeton | L, 5-12 |
| 5/5 | at Army | L, 4-9 |
| 5/11 | at Loyola | W, 11-7 |
| 5/18 | Johns Hopkins | W, 6-1 |

1952 (6-3-1)

| | | |
|------|------------------|-------------|
| 3/22 | at Wash. & Lee | W, 12-4 |
| 3/29 | at Virginia | W, 12-11 |
| 3/31 | Williams | W, 11-2 |
| 4/2 | Harvard | W, 6-3 |
| 4/4 | at Duke | W, 6-4 |
| 4/19 | Navy | ot L, 9-10 |
| 4/26 | Princeton | L, 5-7 |
| 5/3 | at Army | L, 6-14 |
| 5/10 | Loyola | W, 7-1 |
| 5/16 | at Johns Hopkins | ot T, 10-10 |

1953 (7-3)

| | | |
|------|---------------|---------|
| 3/21 | Wash. & Lee | W, 13-2 |
| 3/28 | Virginia | L, 7-12 |
| 3/30 | Williams | W, 10-4 |
| 4/2 | Harvard | W, 16-0 |
| 4/11 | Duke | W, 12-4 |
| 4/18 | at Navy | W, 10-9 |
| 4/25 | at Princeton | L, 9-10 |
| 5/2 | at Loyola | W, 11-2 |
| 5/9 | Army | L, 8-10 |
| 5/16 | Johns Hopkins | W, 8-6 |

1954 (9-3)

| | | |
|------|------------------|----------|
| 3/20 | at Wash. & Lee | W, 9-2 |
| 3/27 | at Virginia | W, 18-7 |
| 4/6 | Harvard | W, 15-5 |
| 4/7 | Dartmouth | W, 20-7 |
| 4/10 | Williams | W, 16-3 |
| 4/17 | Navy | L, 7-12 |
| 4/20 | Syracuse | W, 16-9 |
| 4/24 | Princeton | W, 13-9 |
| 4/28 | Loyola | W, 21-0 |
| 5/1 | at Duke | L, 10-12 |
| 5/8 | at Army | L, 12-16 |
| 5/15 | at Johns Hopkins | W, 17-4 |

1955 (11-0)

USILA CHAMPIONS

| | | |
|------|---------------|---------|
| 4/2 | Dartmouth | W, 16-6 |
| 4/6 | Princeton | W, 13-5 |
| 4/7 | Harvard | W, 18-5 |
| 4/9 | Williams | W, 18-0 |
| 4/14 | at Loyola | W, 15-2 |
| 4/16 | Wash. & Lee | W, 15-2 |
| 4/23 | Duke | W, 22-1 |
| 4/30 | at Navy | W, 9-8 |
| 5/7 | at Army | W, 12-6 |
| 5/14 | Virginia | W, 18-0 |
| 5/21 | Johns Hopkins | W, 11-5 |

1956 (10-0)

USILA CHAMPIONS

| | | |
|-----|-----------|---------|
| 4/2 | Colgate | W, 12-0 |
| 4/5 | Princeton | W, 14-3 |
| | Syracuse | W, 24-4 |
| 4/7 | Loyola | W, 24-3 |

| | | |
|------|------------------|---------|
| 4/14 | Wash. & Lee | W, 18-5 |
| 4/21 | at Duke | W, 15-1 |
| 4/24 | at Navy | W, 10-5 |
| 5/5 | at Virginia | W, 11-8 |
| | at Johns Hopkins | W, 13-6 |
| 5/12 | Army | W, 11-6 |

1957 (9-1)

| | | |
|------|---------------|----------|
| | Harvard | W, 16-1 |
| | Princeton | W, 12-3 |
| | Virginia | W, 14-5 |
| | Loyola | W, 17-3 |
| | Colgate | W, 16-2 |
| | Penn State | W, 18-0 |
| 4/27 | at Navy | W, 5-4 |
| | Duke | W, 16-1 |
| | Wash. & Lee | W, 13-3 |
| | Johns Hopkins | L, 10-15 |

1958 (8-1)

| | | |
|------|------------------|----------|
| | Princeton | W, 15-1 |
| | Colgate | W, 18-4 |
| | Wash. & Lee | W, 9-4 |
| 4/16 | at Penn State | W, 22-5 |
| 4/19 | at Virginia | W, 21-5 |
| 4/26 | Navy | W, 17-10 |
| 5/3 | at Duke | W, 19-2 |
| 5/13 | Loyola | W, 22-1 |
| 5/17 | at Johns Hopkins | L, 10-11 |

1959 (10-1)

USILA CO-CHAMPIONS

| | | |
|------|----------------|----------|
| 3/27 | at Wash. & Lee | W, 18-5 |
| 3/30 | Yale | W, 16-4 |
| 3/31 | Colgate | W, 17-3 |
| 4/4 | at Princeton | W, 11-10 |
| 4/11 | Virginia | W, 20-11 |
| 4/18 | at Loyola | W, 22-4 |
| 4/25 | at Navy | W, 15-8 |
| 5/4 | Duke | W, 19-2 |
| 5/6 | at Penn State | W, 20-1 |
| 5/9 | Army | W, 17-16 |
| 5/16 | Johns Hopkins | L, 8-20 |

1960 (7-3)

| | | |
|------|---------------|----------|
| | at Virginia | W, 21-10 |
| | Princeton | W, 16-4 |
| | New Hampshire | W, 20-0 |
| | Wash. & Lee | W, 22-3 |
| | Syracuse | W, 22-7 |
| 4/30 | Navy | L, 14-15 |
| | Army | L, 6-17 |
| | Duke | W, 26-2 |
| | Penn State | W, 17-2 |
| | Johns Hopkins | L, 7-13 |

1961 (6-2)

| | | |
|------|---------------|-----------|
| | Wash. & Lee | W, 22-4 |
| | Princeton | W, 10-5 |
| | New Hampshire | W, 16-3 |
| | Virginia | W, 14-8 |
| 4/29 | at Navy | ot L, 7-9 |
| | Army | L, 9-15 |
| | at Duke | W, 15-1 |
| | Johns Hopkins | W, 12-7 |

1962 (7-3)

| | | |
|------|-----------|----------|
| 3/27 | M.I.T. | W, 13-5 |
| 3/31 | Princeton | W, 17-8 |
| 4/5 | Harvard | W, 13-10 |

| | | |
|------|------------------|----------|
| 4/6 | New Hampshire | W, 18-3 |
| 4/7 | at Virginia | L, 5-8 |
| 4/25 | at Penn State | W, 16-7 |
| 4/28 | Navy | L, 12-22 |
| 5/5 | at Army | L, 9-11 |
| 5/7 | Duke | W, 22-3 |
| 5/19 | at Johns Hopkins | W, 16-15 |

1963 (10-2)

| | | |
|------|---------------|----------|
| 3/25 | Kenyon | W, 18-4 |
| 3/27 | Cornell | W, 17-10 |
| 3/30 | at Princeton | L, 9-13 |
| 4/4 | Harvard | W, 15-5 |
| 4/6 | Virginia | W, 11-9 |
| 4/11 | New Hampshire | W, 15-4 |
| 4/15 | at Duke | W, 18-1 |
| 4/20 | Baltimore | W, 20-11 |
| 4/27 | at Navy | L, 9-17 |
| 5/4 | Army | W, 11-6 |
| 5/14 | Penn State | W, 19-6 |
| 5/18 | Johns Hopkins | W, 13-11 |

1964 (10-3)

| | | |
|------|------------------|----------|
| 3/24 | Conn. Wesleyan | W, 23-4 |
| 3/27 | Princeton | W, 10-5 |
| 3/31 | M.I.T. | W, 19-3 |
| 4/1 | Brown | W, 9-7 |
| 4/3 | New Hampshire | W, 13-3 |
| 4/11 | Baltimore | W, 16-6 |
| 4/14 | at Penn State | W, 13-4 |
| 4/18 | at Virginia | L, 3-13 |
| 4/20 | North Carolina | W, 25-3 |
| 4/25 | Navy | L, 3-11 |
| 5/2 | at Army | L, 4-14 |
| 5/4 | Duke | W, 21-0 |
| 5/16 | at Johns Hopkins | W, 17-12 |

1965 (11-2)

| | | |
|------|-------------------|----------|
| | at Princeton | W, 14-4 |
| | Cornell | W, 13-6 |
| | Brown | W, 16-12 |
| | New Hampshire | W, 18-6 |
| | Harvard | W, 12-5 |
| | Penn State | W, 16-2 |
| | Virginia | W, 13-9 |
| | at Baltimore | W, 19-15 |
| 4/24 | at Navy | L, 7-13 |
| | Army | W, 15-13 |
| | at North Carolina | W, 19-9 |
| | at Duke | W, 23-1 |
| | Johns Hopkins | L, 8-11 |

1966 (9-1)

| | | |
|------|------------------|----------|
| 3/26 | Princeton | W, 12-7 |
| 4/5 | Brown | W, 15-10 |
| 4/13 | at Penn State | W, 23-3 |
| 4/16 | Baltimore | W, 15-5 |
| 4/23 | Navy | L, 9-11 |
| 4/25 | Duke | W, 19-5 |
| 4/30 | North Carolina | W, 18-0 |
| 5/7 | at Army | W, 11-7 |
| 5/14 | at Virginia | W, 14-6 |
| 5/21 | at Johns Hopkins | W, 12-8 |

1967 (8-1)

NATIONAL CO-CHAMPIONS

| | | |
|--|--------------|------------|
| | Brown | W, 16-7 |
| | at Princeton | ot W, 10-9 |
| | Penn State | W, 17-0 |
| | at Baltimore | W, 23-5 |

| | | |
|------|-------------------|---------|
| 4/22 | at Navy | L, 8-10 |
| | at North Carolina | W, 21-3 |
| | Army | W, 13-7 |
| | Virginia | W, 9-6 |
| | Johns Hopkins | W, 9-5 |

1968 (8-1-1)

| | | |
|------|------------------|---------|
| 3/30 | Princeton | T, 6-6 |
| 4/2 | Brown | W, 12-4 |
| 4/10 | at Penn State | W, 9-5 |
| 4/13 | Washington Coll. | W, 14-5 |
| 4/20 | Navy | W, 5-3 |
| 4/27 | Baltimore | W, 17-2 |
| 5/4 | at Army | W, 13-8 |
| 5/11 | at Virginia | W, 10-6 |
| 5/13 | North Carolina | W, 10-2 |
| 5/18 | at Johns Hopkins | L, 8-10 |

1969 (7-4)

| | | |
|------|---------------------|---------|
| | at Princeton | W, 9-5 |
| | Brown | W, 6-3 |
| | Harvard | W, 15-5 |
| | Penn State | W, 12-6 |
| | at Washington Coll. | W, 10-3 |
| 4/19 | at Navy | L, 6-7 |
| | at Baltimore | W, 11-3 |
| | at North Carolina | W, 16-5 |
| | Army | L, 6-14 |
| | Virginia | L, 7-9 |
| 5/17 | Johns Hopkins | L, 8-14 |

1970 (6-4)

| | | |
|------|------------------|----------|
| 3/28 | Princeton | W, 9-3 |
| 4/1 | Brown | W, 9-7 |
| 4/11 | Air Force | W, 14-3 |
| 4/18 | Navy | L, 3-6 |
| 4/20 | Duke | W, 19-0 |
| 4/25 | Baltimore | W, 20-4 |
| 4/27 | North Carolina | W, 10-8 |
| 5/2 | at Army | L, 11-12 |
| 5/9 | at Virginia | L, 3-9 |
| 5/16 | at Johns Hopkins | L, 4-7 |

1971 (9-4)

| | | |
|------|------------------------|---------|
| | at Princeton | W, 19-3 |
| | at Baltimore | W, 15-2 |
| 4/3 | Towson | W, 22-6 |
| | Brown | W, 15-9 |
| | at North Carolina | W, 15-3 |
| | at East Carolina | W, 22-2 |
| | Army | L, 7-16 |
| | at Virginia | L, 8-9 |
| 5/15 | Johns Hopkins | W, 8-5 |
| 5/22 | Air Force ¹ | W, 10-1 |
| 5/25 | at Navy | L, 5-10 |
| 5/29 | Navy ² | W, 10-7 |
| 6/2 | Cornell ³ | L, 6-12 |

¹-NCAA 1st Round at Maryland
²-NCAA Semifinals at Maryland
³-NCAA Final at Hofstra

1972 (8-2)

| | | |
|------|----------------------------|----------|
| 3/13 | North Carolina | W, 12-4 |
| 3/25 | Navy | W, 12-10 |
| 3/29 | Brown | W, 9-6 |
| 4/8 | at East Carolina | W, 21-1 |
| 4/18 | Baltimore | W, 19-3 |
| 4/29 | at Army | L, 9-10 |
| 5/6 | Virginia | W, 11-9 |
| 5/13 | at Johns Hopkins | W, 13-12 |
| 5/20 | Rutgers ¹ | W, 9-3 |
| 5/27 | Johns Hopkins ² | L, 6-9 |

¹-NCAA 1st Round at Maryland
²-NCAA Semifinals at Maryland

27

1

M
LX
LACROSSE

150
ANNIVERSARY





FEAR THE TURTLE

2006 MARYLAND MEN'S LACROSSE

1973 (10-0)

NCAA CHAMPIONS

| | | |
|------|-------------------------------|--------------|
| 3/10 | at Duke | W, 27-9 |
| 3/31 | at Baltimore | W, 9-4 |
| 4/4 | North Carolina | W, 19-1 |
| 4/14 | at Navy | W, 14-7 |
| 4/21 | Army | W, 23-8 |
| 5/5 | at Virginia | W, 17-7 |
| 5/12 | Johns Hopkins | W, 17-4 |
| 5/19 | Brown ¹ | W, 16-4 |
| 5/26 | Washington & Lee ² | W, 18-7 |
| 6/2 | Johns Hopkins ³ | 2 of W, 10-9 |

1-NCAA 1st Round at Maryland
2-NCAA Semifinals at Maryland
3-NCAA Final at Philadelphia

1974 (8-2)

| | | |
|------|----------------------------|----------|
| 3/9 | at Duke | W, 27-5 |
| 3/18 | at North Carolina | W, 16-8 |
| 3/21 | Rutgers | W, 14-4 |
| 4/13 | Virginia | W, 25-13 |
| 4/20 | Navy | W, 12-7 |
| 5/4 | at Army | W, 15-9 |
| 5/11 | at Johns Hopkins | L, 13-17 |
| 5/18 | Rutgers ¹ | W, 12-6 |
| 5/25 | Cornell ² | W, 19-10 |
| 6/2 | Johns Hopkins ³ | L, 12-17 |

1-NCAA 1st Round at Maryland
2-NCAA Semifinals at Maryland
3-NCAA Final at Rutgers

1975 (8-2)

NCAA CHAMPS

| | | |
|------|-------------------------------|----------|
| 3/9 | North Carolina | W, 13-9 |
| 3/20 | Air Force | W, 13-6 |
| 4/2 | Brown | W, 17-14 |
| 4/19 | at Virginia | L, 13-14 |
| 4/26 | at Navy | L, 9-10 |
| 5/10 | Army | W, 21-8 |
| 5/17 | Johns Hopkins | W, 19-11 |
| 5/21 | Hofstra ² | W, 19-11 |
| 5/24 | Washington & Lee ³ | W, 15-5 |
| 5/31 | Navy ⁴ | W, 20-13 |

1-at Duke
2-NCAA 1st Round at Maryland
3-NCAA Semifinals at Maryland
4-NCAA Final at Johns Hopkins

1976 (10-1)

| | | |
|------|----------------------|-------------|
| 3/15 | at N. Carolina | ot W, 12-10 |
| 3/27 | Princeton | W, 13-3 |
| 4/10 | at UMBC | W, 19-7 |
| 4/11 | Virginia | W, 24-15 |
| 4/24 | Navy | W, 14-10 |
| 5/1 | Washington & Lee | W, 16-14 |
| 5/8 | at Army | W, 21-3 |
| 5/15 | at Johns Hopkins | W, 21-13 |
| 5/19 | Brown ¹ | W, 17-8 |
| 5/23 | Navy ² | W, 22-11 |
| 5/29 | Cornell ³ | ot L, 13-16 |

1-NCAA 1st Round at Maryland
2-NCAA Semifinals at Maryland
3-NCAA Final at Brown

1977 (8-2)

| | | |
|------|---------------------|-------------|
| 3/12 | North Carolina | W, 14-6 |
| 3/17 | at Princeton | W, 13-3 |
| 3/27 | at Duke | W, 19-2 |
| 4/9 | UMBC | ot W, 13-12 |
| 4/16 | at Virginia | W, 22-12 |
| 4/23 | at Navy | W, 16-13 |
| 4/30 | at Washington & Lee | W, 17-15 |
| 5/14 | Johns Hopkins | L, 20-21 |

| | | |
|------|-------------------------------|----------|
| 5/18 | Washington & Lee ¹ | W, 14-8 |
| 5/21 | at Johns Hopkins ² | L, 12-22 |

1-NCAA 1st Round at Maryland
2-NCAA Semifinals at Johns Hopkins

1978 (9-2)

| | | |
|------|-------------------------------------|----------|
| 3/21 | at NC State (3/10) | W, 25-11 |
| 3/26 | at Duke (3/13) | W, 14-7 |
| 3/31 | Dartmouth ¹ (3/-) | W, 16-3 |
| 4/4 | Brown (3/-) | W, 15-9 |
| 4/7 | at North Carolina (3/11) | W, 23-11 |
| 4/15 | Virginia (3/6) | W, 13-8 |
| 4/22 | Navy (2/4) | W, 16-13 |
| 4/29 | at Johns Hopkins (2/3) | L, 13-19 |
| 5/10 | Delaware (3/-) | W, 21-10 |
| 5/17 | Virginia ² (3/6) | W, 15-10 |
| 5/20 | at Johns Hopkins ³ (3/2) | L, 11-17 |

1-at Garden City, Long Island
2-NCAA 1st Round at Maryland
3-NCAA Semifinals at Johns Hopkins

1979 (9-2)

| | | |
|------|----------------------------------|----------|
| 3/17 | NC State (2/10) | W, 16-15 |
| 3/28 | Duke (2/RV) | W, 22-9 |
| 4/7 | North Carolina (2/9) | W, 9-5 |
| 4/14 | at Virginia (2/4) | W, 17-13 |
| 4/21 | at Navy (2/5) | W, 17-12 |
| 4/28 | Johns Hopkins (2/1) | L, 12-13 |
| 5/5 | Penn State (2/-) | W, 21-6 |
| 5/9 | at Delaware (2/12) | W, 21-15 |
| 5/16 | Syracuse ¹ (2/8) | W, 16-13 |
| 5/19 | Navy ² (2/3) | W, 15-10 |
| 5/26 | Johns Hopkins ³ (2/1) | L, 9-15 |

1-NCAA 1st Round at Maryland
2-NCAA Semifinals at Maryland
3-NCAA Final at Maryland

1980 (5-5)

| | | |
|------|-------------------------|----------|
| 3/11 | at South Florida (2/-) | W, 20-2 |
| 3/15 | at NC State (2/-) | W, 16-12 |
| 3/22 | Rutgers (2/8) | L, 8-9 |
| 3/25 | Duke (5/-) | W, 16-7 |
| 4/5 | at North Carolina (5/2) | W, 18-12 |
| 4/12 | Virginia (4/1) | L, 7-8 |
| 4/19 | Navy (5/7) | L, 9-11 |
| 4/26 | at Johns Hopkins (6/2) | L, 6-15 |
| 5/3 | at Penn State (9/-) | W, 21-6 |
| 5/17 | Baltimore (8/-) | L, 10-11 |

1981 (9-5)

| | | |
|------|-------------------------------------|----------|
| 3/14 | NC State | W, 9-8 |
| 3/18 | at William & Mary | W, 17-6 |
| 3/25 | at Duke | W, 16-8 |
| 3/28 | Bucknell ¹ | W, 19-6 |
| 3/29 | New Hampshire ¹ | W, 19-8 |
| 4/4 | North Carolina (6/2) | L, 12-13 |
| 4/11 | at Virginia (5/4) | L, 12-23 |
| 4/15 | Hofstra (5/15) | W, 14-3 |
| 4/17 | at Navy (5/8) | L, 15-16 |
| 4/25 | Johns Hopkins (5/1) | L, 8-12 |
| 5/2 | at Rutgers (8/RV) | W, 15-12 |
| 5/6 | Towson (8/RV) | W, 17-14 |
| 5/16 | at Baltimore (7/-) | W, 19-5 |
| 5/20 | at Johns Hopkins ² (7/1) | L, 14-9 |

1-at Loyola
2-NCAA 1st Round at Johns Hopkins

1982 (8-5)

| | | |
|------|----------------------|----------|
| 3/13 | at NC State | W, 14-12 |
| 3/17 | at Duke | W, 15-10 |
| 3/20 | New Hampshire | W, 14-7 |
| 3/24 | at Hofstra (3/RV) | W, 13-12 |
| 3/27 | William & Mary (3/-) | W, 26-3 |

| | | |
|------|----------------------------------|----------|
| 4/3 | at North Carolina (3/1) | L, 11-16 |
| 4/10 | Virginia (3/4) | L, 11-14 |
| 4/17 | Navy (7/6) | W, 12-10 |
| 4/24 | at Johns Hopkins (6/4) | L, 6-14 |
| 5/1 | at UMBC (7/RV) | W, 10-7 |
| 5/5 | at Towson (7/-) | W, 16-7 |
| 5/14 | Adelphi (6/13) | L, 12-13 |
| 5/19 | Johns Hopkins ¹ (8/3) | L, 9-14 |

1-NCAA 1st Round at Johns Hopkins

1983 (9-5)

| | | |
|------|--------------------------------|----------|
| 3/9 | Syracuse | L, 13-16 |
| 3/12 | at Duke | W, 25-7 |
| 3/20 | at Washington & Lee | W, 13-9 |
| 3/26 | Hofstra (8/6) | W, 9-7 |
| 4/2 | at North Carolina (7/3) | W, 11-9 |
| 4/9 | at Virginia (3/6) | L, 8-17 |
| 4/16 | at Navy (7/15) | L, 9-10 |
| 4/23 | Johns Hopkins (9/2) | L, 7-14 |
| 4/30 | at Adelphi (9/-) | W, 14-9 |
| 5/4 | UMBC (8/11) | W, 12-11 |
| 5/8 | at Massachusetts (7/-) | W, 13-4 |
| 5/14 | Towson (7/9) | W, 14-10 |
| 5/18 | at Virginia ¹ (6/2) | W, 13-4 |
| 5/21 | Syracuse ² (6/3) | L, 5-12 |

1-NCAA 1st Round at Virginia
2-NCAA Semifinals at Rutgers

1984 (7-4)

| | | |
|------|--------------------------|----------|
| 3/9 | Duke | W, 16-4 |
| 3/12 | New Hampshire | W, 15-10 |
| 3/17 | Wash. & Lee | W, 18-7 |
| 3/24 | at Hofstra (5/9) | L, 7-10 |
| 3/31 | at North Carolina (10/4) | L, 11-19 |
| 4/7 | Virginia (10/4) | L, 5-10 |
| 4/14 | Navy (12/8) | W, 7-4 |
| 4/21 | at Johns Hopkins (9/2) | L, 10-16 |
| 4/28 | Adelphi (9/-) | W, 12-6 |
| 5/5 | at UMBC (9/-) | W, 12-10 |
| 5/11 | at Towson (9/15) | W, 18-12 |

1985 (7-5)

| | | |
|------|----------------------|-------------|
| 3/8 | Duke | W, 8-6 |
| 3/16 | at Washington & Lee | W, 11-5 |
| 3/20 | New Hampshire | W, 9-7 |
| 3/23 | Hofstra (5/-) | W, 14-9 |
| 3/31 | North Carolina (5/3) | W, 10-5 |
| 4/6 | at Virginia (4/5) | L, 9-15 |
| 4/13 | at Navy (6/13) | L, 5-7 |
| 4/20 | Johns Hopkins (7/1) | ot L, 7-8 |
| 4/27 | at Adelphi (6/12) | W, 11-5 |
| 5/1 | at Delaware (5/-) | L, 5-9 |
| 5/4 | UMBC (5/-) | ot L, 14-15 |
| 5/9 | Towson (11/14) | W, 9-3 |

1986 (10-3)

| | | |
|------|-----------------------------------|-----------|
| 3/7 | at Duke | W, 10-3 |
| 3/9 | Boston College | W, 14-4 |
| 3/13 | Ohio Wesleyan | W, 10-5 |
| 3/19 | New Hampshire | W, 11-8 |
| 3/22 | at Hofstra | W, 16-2 |
| 3/29 | at North Carolina (1/3) | W, 10-9 |
| 4/6 | Virginia (1/7) | ot L, 7-8 |
| 4/12 | Navy (2/4) | W, 11-8 |
| 4/19 | at Johns Hopkins (3/2) | L, 9-14 |
| 4/30 | Delaware (4/12) | W, 11-6 |
| 5/3 | at UMBC (4/-) | W, 11-9 |
| 5/8 | at Towson (4/15) | W, 18-12 |
| 5/14 | North Carolina ¹ (4/5) | L, 10-12 |

1-NCAA 1st Round at Maryland

1987 (12-1)

| | | |
|------|----------------------------------|----------|
| 3/7 | Duke | W, 14-6 |
| 3/11 | Hamp.-Sydney | W, 18-3 |
| 3/14 | Towson | W, 16-10 |
| 3/18 | New Hampshire | W, 14-5 |
| 3/21 | at Hofstra | W, 15-1 |
| 3/28 | North Carolina (2/1) | W, 16-6 |
| 4/4 | at Virginia (1/6) | W, 12-5 |
| 4/11 | at Navy (1/6) | W, 17-5 |
| 4/18 | Johns Hopkins (1/4) | W, 11-7 |
| 4/29 | at Delaware (1/-) | W, 20-3 |
| 5/2 | UMBC (1/-) | W, 11-3 |
| 5/17 | Penn ¹ (1/8) | W, 12-8 |
| 5/23 | Johns Hopkins ² (1/4) | L, 8-13 |

1-NCAA Quarterfinals at Maryland
2-NCAA Semifinals at Rutgers

1988 (6-4)

| | | |
|------|--------------------------|-----------|
| 3/9 | Hampden-Sydney | W, 19-4 |
| 3/13 | at Duke | W, 10-5 |
| 3/15 | Mt. St. Mary's | W, 19-8 |
| 3/26 | at Towson (2/13) | W, 12-7 |
| 4/3 | at North Carolina (2/3) | L, 6-12 |
| 4/9 | Virginia (2/5) | L, 13-14 |
| 4/16 | Navy (7/14) | ot L, 7-8 |
| 4/23 | at John's Hopkins (11/2) | L, 7-11 |
| 4/30 | at UMBC (13/-) | W, 15-6 |
| 5/4 | Delaware (13/-) | W, 17-7 |

1989 (10-4)

| | | |
|------|-----------------------------|-------------|
| 3/11 | Duke | W, 9-6 |
| 3/14 | Mt. St. Mary's | W, 21-2 |
| 3/18 | Michigan St. | W, 19-7 |
| 3/19 | at Loyola | L, 8-10 |
| 3/25 | at C.W. Post (6/-) | ot W, 11-10 |
| 4/1 | North Carolina (8/5) | W, 5-4 |
| 4/8 | at Virginia (4/10) | W, 13-9 |
| 4/15 | at Navy (4/5) | W, 6-5 |
| 4/22 | Johns Hopkins (4/1) | L, 9-10 |
| 4/28 | Duke ¹ (4/15) | L, 6-7 |
| 5/2 | UMBC (4/-) | W, 12-7 |
| 5/6 | at Cortland (6/-) | W, 9-6 |
| 5/21 | Adelphi ² (5/4) | ot W, 12-11 |
| 5/27 | Syracuse ³ (5/1) | L, 8-18 |

1-ACC Tournament at North Carolina
2-NCAA Quarterfinals at Maryland
3-NCAA Semifinals at Maryland

1990 (7-5)

| | | |
|------|------------------------------------|-------------|
| 3/2 | Franklin & Marshall | W, 14-9 |
| 3/11 | at Duke | 2 of W, 9-8 |
| 3/17 | Towson | L, 7-8 |
| 3/21 | Ohio State (12/-) | W, 16-5 |
| 3/24 | CW Post (12/-) | W, 17-13 |
| 3/31 | at North Carolina (12/4) | L, 7-12 |
| 4/7 | Virginia (13/7) | L, 12-21 |
| 4/14 | Navy (12/11) | W, 18-6 |
| 4/21 | at Johns Hopkins (11/2) | L, 11-17 |
| 4/27 | North Carolina ¹ (13/4) | L, 5-12 |
| 5/2 | at Cortland (14/-) | W, 11-6 |
| 5/5 | at UMBC (14/-) | W, 9-5 |

1-ACC Tournament at Virginia

1991 (10-5)

| | | |
|------|----------------------------|----------|
| 3/1 | Franklin & Marshall (11/-) | W, 17-6 |
| 3/9 | Duke (11/20) | W, 13-11 |
| 3/16 | at Towson (11/8) | W, 17-16 |
| 3/23 | at CW Post (5/18) | W, 13-9 |
| 3/27 | Ohio State (6/-) | W, 18-5 |
| 3/30 | North Carolina (6/2) | L, 6-8 |
| 4/6 | at Virginia (7/5) | L, 9-10 |
| 4/13 | at Navy (7/13) | W, 10-6 |



FEAR THE TURTLE

2006 MARYLAND MEN'S LACROSSE

| | | |
|-------------------------------|-----------------------------------|----------|
| 4/20 | Johns Hopkins (6/3) | W, 11-8 |
| 4/26 | Virginia ¹ (4/3) | W, 10-9 |
| 4/27 | North Carolina ¹ (4/1) | L, 8-18 |
| 5/4 | UMBC (3/-) | L, 13-15 |
| 5/15 | Rutgers ² (7/11) | W, 13-7 |
| 5/19 | at Brown ³ (7/-) | W, 16-13 |
| 5/25 | Towson ⁴ (7/10) | L, 11-15 |
| 1-ACC Tournament at Duke | | |
| 2-NCAA 1st Round at Maryland | | |
| 3-NCAA Quarterfinals at Brown | | |
| 4-NCAA Semifinals at Syracuse | | |

1992 (9-5)

| | | |
|-----------------------------------|-----------------------------------|-------------|
| 2/28 | Franklin & Marshall | W, 14-5 |
| 3/7 | at Duke | ot W, 14-13 |
| 3/11 | at Adelphi | W, 18-8 |
| 3/14 | Towson | L, 9-13 |
| 3/21 | CW Post | W, 9-5 |
| 3/28 | at North Carolina (8/5) | L, 13-15 |
| 4/4 | Virginia (8/7) | W, 12-11 |
| 4/11 | Navy (7/13) | L, 3-11 |
| 4/18 | at Johns Hopkins (7/3) | W, 13-9 |
| 4/24 | Duke ¹ (5/12) | W, 8-6 |
| 4/25 | North Carolina ¹ (5/2) | L, 10-11 |
| 5/2 | at UMBC (6/17) | W, 20-7 |
| 5/9 | Duke ² (4/12) | W, 13-11 |
| 5/16 | at Princeton ³ (4/3) | L, 10-11 |
| 1-ACC Tournament at Maryland | | |
| 2-NCAA 1st Round at Maryland | | |
| 3-NCAA Quarterfinals at Princeton | | |

1993 (6-6)

| | | |
|------------------------------|------------------------------------|-------------|
| 3/6 | Duke (7/8) | L, 5-9 |
| 3/20 | at Cornell (7/13) | W, 10-4 |
| 3/27 | North Carolina (12/1) | L, 6-12 |
| 4/3 | at Virginia (13/7) | ot L, 10-11 |
| 4/10 | at Navy (13/8) | W, 11-10 |
| 4/16 | Johns Hopkins (11/4) | L, 11-19 |
| 4/23 | Virginia ¹ (13/7) | ot W, 9-8 |
| 4/25 | North Carolina ¹ (11/1) | L, 10-18 |
| 5/1 | VMI (11/1) | W, 21-5 |
| 5/4 | at Towson (13/14) | W, 11-8 |
| 5/8 | UMBC (13/RV) | W, 23-8 |
| 5/15 | at Army ² (12/10) | L, 11-15 |
| 1-ACC Tournament at Maryland | | |
| 2-NCAA 1st Round at Army | | |

1994 (7-6)

| | | |
|------------------------------|-----------------------------------|-------------|
| 2/26 | Villanova | W, 18-7 |
| 3/5 | at Duke (13/9) | ot W, 13-12 |
| 3/12 | Towson (13/12) | L, 7-14 |
| 3/19 | Cornell (13/RV) | W, 18-8 |
| 3/22 | Ohio State (7/-) | W, 16-2 |
| 3/26 | at North Carolina (7/8) | L, 7-12 |
| 4/2 | Virginia (8/3) | L, 7-9 |
| 4/9 | Navy (8/10) | W, 11-4 |
| 4/16 | at Johns Hopkins (8/6) | L, 10-12 |
| 4/22 | North Carolina ¹ (9/5) | L, 7-8 |
| 4/30 | Mt. St. Mary's (9/-) | W, 18-7 |
| 5/6 | at UMBC (9/-) | W, 18-11 |
| 5/14 | at Duke ² (9/7) | L, 9-14 |
| 1-ACC Tournament at Virginia | | |
| 2-NCAA 1st Round at Duke | | |

1995 (12-4)

| | | |
|------|----------------------|----------|
| 2/25 | at Villanova | W, 15-6 |
| 3/4 | Duke (10/9) | W, 8-6 |
| 3/11 | at Towson (10/6) | W, 6-5 |
| 3/18 | at Cornell (10/-) | W, 20-12 |
| 3/21 | Radford (4/-) | W, 26-3 |
| 3/25 | North Carolina (4/8) | W, 13-12 |
| 4/1 | at Virginia (2/3) | L, 11-12 |
| 4/8 | at Navy (3/12) | W, 19-11 |
| 4/15 | Johns Hopkins (3/1) | L, 15-16 |

| | | |
|------------------------------------|-----------------------------------|----------|
| 4/21 | North Carolina ¹ (3/8) | L, 9-14 |
| 4/29 | Hobart ² (5/10) | W, 21-12 |
| 4/30 | at Brown (5/9) | W, 11-8 |
| 5/6 | UMBC (5/-) | W, 16-14 |
| 5/20 | Notre Dame ³ (4/15) | W, 19-11 |
| 5/27 | Johns Hopkins ⁴ (4/1) | W, 16-8 |
| 5/29 | Syracuse ⁵ (4/3) | L, 9-13 |
| 1-ACC Tournament at North Carolina | | |
| 2-at Brown | | |
| 3-NCAA Quarterfinals at Maryland | | |
| 4-NCAA Semifinals at Maryland | | |
| 5-NCAA Final at Maryland | | |

1996 (10-3)

| | | |
|---------------------------------------|-------------------------------------|----------|
| 2/24 | Villanova | W, 12-6 |
| 3/2 | at Duke (7/7) | W, 12-6 |
| 3/9 | Towson (1/7) | W, 7-5 |
| 3/16 | Cornell | W, 9-6 |
| 3/19 | Radford | W, 11-2 |
| 3/23 | at North Carolina (6/6) | L, 16-17 |
| 3/30 | Virginia (1/1) | W, 13-11 |
| 4/6 | Navy (1/1) | W, 11-10 |
| 4/13 | at Johns Hopkins (1/4) | W, 12-9 |
| 4/19 | Virginia ¹ (1/3) | L, 9-13 |
| 4/27 | at Rutgers | W, 15-5 |
| 5/3 | at UMBC | W, 18-12 |
| 5/19 | at Johns Hopkins ² (4/5) | L, 7-9 |
| 1-ACC Tournament at Virginia | | |
| 2-NCAA Quarterfinals at Johns Hopkins | | |

1997 (11-5)

| | | |
|----------------------------------|--------------------------------|--------------|
| 2/22 | at Villanova (7/-) | W, 13-4 |
| 3/1 | Duke (7/1) | L, 10-11 |
| 3/12 | at Towson (10/1) | W, 17-9 |
| 3/15 | at Cornell (10/1) | W, 12-7 |
| 3/22 | North Carolina (10/1) | ot W, 13-12 |
| 3/29 | at Virginia (5/1) | 2ot L, 14-15 |
| 4/1 | Radford (4/1) | W, 21-2 |
| 4/5 | at Navy (4/1) | W, 10-5 |
| 4/12 | Johns Hopkins (4/5) | L, 9-13 |
| 4/18 | Duke ¹ (7/1) | L, 10-17 |
| 4/26 | Rutgers (7/1) | W, 12-4 |
| 5/3 | UMBC (8/1) | W, 12-10 |
| 5/10 | Georgetown ² (10/7) | W, 14-10 |
| 5/17 | Virginia ³ (10/2) | W, 10-9 |
| 5/24 | Syracuse ⁴ (10/3) | W, 18-17 |
| 5/26 | Princeton ⁵ (10/1) | L, 7-19 |
| 1-ACC Tournament at Virginia | | |
| 2-NCAA 1st Round at Towson | | |
| 3-NCAA Quarterfinals at Maryland | | |
| 4-NCAA Semifinals at Maryland | | |
| 5-NCAA Final at Maryland | | |

1998 (14-3)

| | | |
|----------------------------------|------------------------------------|----------|
| 2/21 | Villanova ^{AT} (6/-) | W, 18-5 |
| 2/28 | at Duke (6/7) | W, 15-9 |
| 3/7 | Towson (3/15) | W, 17-6 |
| 3/11 | Penn State (2/18) | W, 14-6 |
| 3/14 | Cornell (2/-) | W, 15-8 |
| 3/21 | at North Carolina (2/9) | W, 12-11 |
| 3/28 | Virginia (2/5) | W, 14-9 |
| 4/4 | Navy (1/14) | W, 21-7 |
| 4/11 | at Johns Hopkins (1/6) | L, 6-10 |
| 4/17 | North Carolina ¹ (2/14) | W, 13-8 |
| 4/19 | at Virginia ¹ (2/5) | W, 14-11 |
| 4/25 | at Rutgers (1/16) | W, 16-11 |
| 5/2 | at UMBC (1/18) | L, 8-12 |
| 5/10 | Butler ² (5/9) | W, 18-10 |
| 5/17 | Johns Hopkins ³ (5/4) | W, 11-10 |
| 5/23 | Loyola ⁴ (5/1) | W, 19-8 |
| 5/25 | Princeton ⁵ (5/3) | L, 5-15 |
| 1-ACC Tournament at Virginia | | |
| 2-1st Round at Johns Hopkins | | |
| 3-NCAA Quarterfinals at Maryland | | |
| 4-NCAA Semifinals at Rutgers | | |
| 5-NCAA Final at Rutgers | | |

1999 (9-5)

| | | |
|------------------------------------|-----------------------------|----------|
| 2/25 | Denver (7/-) | W, 13-5 |
| 2/27 | Providence (7/-) | W, 18-5 |
| 3/7 | Duke (7/3) | L, 10-11 |
| 3/17 | Penn StateAT (7/12) | W, 19-10 |
| 3/20 | Cornell (7/13) | W, 11-6 |
| 3/23 | Dartmouth (7/-) | W, 9-4 |
| 3/27 | North Carolina (7/11) | W, 13-7 |
| 4/3 | at Virginia (5/-) | L, 4-13 |
| 4/10 | at Navy (7/9) | W, 6-5 |
| 4/16 | Johns Hopkins (7/3) | L, 3-13 |
| 4/23 | Virginia ¹ (8/5) | L, 6-15 |
| 5/1 | at Yale (9/15) | W, 9-4 |
| 5/5 | at Towson (9/-) | W, 15-11 |
| 5/8 | UMBC (9/11) | L, 6-7 |
| 1-ACC Tournament at North Carolina | | |

2000 (11-5)

| | | |
|---------------------------------|------------------------------|----------|
| 2/27 | Mt. St. Mary's (8/-) | W, 19-3 |
| 3/4 | at Duke (8/5) | L, 8-9 |
| 3/7 | Bucknell (9/-) | W, 9-3 |
| 3/11 | Towson (9/-) | W, 13-12 |
| 3/15 | Delaware (9/18) | W, 9-4 |
| 3/18 | at Cornell (9/11) | W, 8-7 |
| 3/25 | at North Carolina (7/6) | W, 10-9 |
| 3/31 | Virginia (6/2) | L, 6-11 |
| 4/8 | Navy (7/11) | W, 6-5 |
| 4/15 | at Johns Hopkins (7/8) | L, 11-20 |
| 4/21 | Duke ¹ (9/6) | W, 7-6 |
| 4/23 | Virginia ¹ (9/1) | L, 7-11 |
| 4/28 | Yale (7/-) | W, 12-9 |
| 5/6 | at UMBC (7/17) | W, 15-7 |
| 5/14 | Hofstra ² (6/10) | W, 14-12 |
| 5/20 | Princeton ³ (6/3) | L, 7-10 |
| 1-ACC Tournament at Maryland | | |
| 2-NCAA 1st Round at UMBC | | |
| 3-NCAA Quarterfinals at Rutgers | | |

2001 (13-3)

| | | |
|-----------------------------------|-------------------------------|----------|
| 2/24 | Air Force ¹ (8/-) | W, 16-3 |
| 2/25 | at Denver ¹ (8/25) | W, 10-7 |
| 3/4 | Duke (8/7) | W, 13-5 |
| 3/10 | at Towson (3/20) | W, 9-7 |
| 3/17 | at Delaware (3/-) | W, 10-4 |
| 3/24 | North Carolina (3/12) | W, 11-7 |
| 3/27 | Bucknell (1/13) | W, 8-4 |
| 3/31 | at Virginia (1/7) | L, 2-7 |
| 4/7 | at Navy (6/12) | W, 6-5 |
| 4/14 | Johns Hopkins (5/2) | W, 10-9 |
| 4/20 | Virginia ² (3/11) | W, 12-8 |
| 4/22 | Duke ² (3/12) | L, 6-10 |
| 4/25 | at Mt. St. Mary's (6/-) | W, 12-4 |
| 4/28 | at Yale (6/RV) | W, 10-5 |
| 5/5 | UMBC ^{LF} (6/20) | W, 14-4 |
| 5/20 | Towson ³ (3/6) | L, 11-12 |
| 1-Denver Pioneer Face-off Classic | | |
| 2-ACC Tournament at Orlando | | |
| 3-NCAA Quarterfinals at Maryland | | |

2002 (9-4)

| | | |
|--------------------------|-----------------------------|------------|
| 2/23 | Hobart ^{AT} (6/23) | W, 13-6 |
| 2/26 | Mount St. Mary's (6/-) | W, 18-0 |
| 3/2 | at Duke (6/9) | 2ot L, 8-9 |
| 3/9 | Towson (7/5) | W, 15-10 |
| 3/12 | at Bucknell (5/-) | W, 16-6 |
| 3/16 | Delaware (5/RV) | W, 16-5 |
| 3/23 | at North Carolina (5/9) | W, 7-5 |
| 3/30 | Virginia (5/2) | L, 10-11 |
| 4/5 | Navy (6/16) | W, 6-5 |
| 4/13 | at Johns Hopkins (6/3) | ot L, 8-9 |
| 4/19 | at Duke ¹ (6/12) | ot L, 7-8 |
| 4/26 | Yale (10/13) | W, 14-8 |
| 5/4 | at UMBC (9/RV) | W, 19-9 |
| 1-ACC Tournament at Duke | | |

2003 (12-4)

| | | |
|---|----------------------------------|-----------|
| 3/2 | Duke ^{AT} (5/7) | W, 13-7 |
| 3/8 | at Towson (3/17) | W, 12-8 |
| 3/11 | Bucknell ^{AT} (3/19) | W, 14-8 |
| 3/15 | at Stony Brook (3/-) | W, 16-4 |
| 3/22 | North Carolina (2/13) | L, 6-10 |
| 3/25 | Butler ¹ (7/-) | W, 18-9 |
| 3/29 | at Virginia (7/2) | W, 8-7 |
| 4/5 | at Navy (4/16) | W, 9-7 |
| 4/12 | Johns Hopkins (5/1) | ot L, 5-6 |
| 4/18 | Duke ² (5/13) | L, 6-7 |
| 4/25 | UMBC (5/13) | W, 15-8 |
| 4/28 | Georgetown (4/5) | W, 9-5 |
| 5/3 | at Notre Dame (4/18) | W, 10-4 |
| 5/11 | Ohio State ³ (3/17) | W, 8-5 |
| 5/17 | Massachusetts ⁴ (3/5) | W, 13-7 |
| 5/24 | Virginia ⁵ (3/2) | L, 4-14 |
| 1-St. Andrew's School at Boca Raton, Fla. | | |
| 2-ACC Tournament at Virginia | | |
| 3-NCAA 1st Round at Maryland | | |
| 4-NCAA Quarterfinals at Syracuse | | |
| 5-NCAA Semifinals at Baltimore | | |

2004 (13-3)

| | | |
|------------------------------------|-------------------------------|------------|
| 2/28 | at Georgetown (5/6) | W, 14-5 |
| 3/6 | at Duke (2/6) | W, 17-12 |
| 3/13 | Towson (2/18) | W, 8-6 |
| 3/17 | Bucknell ^{AT} (2/RV) | W, 14-7 |
| 3/20 | at UMBC (2/13) | W, 9-4 |
| 3/23 | Butler ^{AT} (2/-) | W, 19-4 |
| 3/27 | at North Carolina (2/4) | W, 10-9 |
| 4/3 | Virginia (1/10) | W, 11-2 |
| 4/10 | Navy (1/4) | L, 6-9 |
| 4/17 | at Johns Hopkins (3/1) | L, 10-14 |
| 4/23 | Duke ² (3/16) | W, 10-7 |
| 4/25 | Virginia ¹ (3/14) | W, 12-11 |
| 5/1 | Notre Dame (3/12) | 2ot W, 9-8 |
| 5/8 | Pennsylvania (3/13) | W, 13-5 |
| 5/15 | Army ² (3/14) | W, 16-12 |
| 5/22 | Princeton ³ (3/7) | ot L, 8-9 |
| 1-ACC Tournament at North Carolina | | |
| 2-NCAA 1st Round at Maryland | | |
| 3-NCAA Quarterfinals at Virginia | | |

2005 (11-6)

| | | |
|--|---------------------------------|-----------|
| 2/26 | Georgetown ^{AT} (4/5) | W, 13-6 |
| 3/5 | Duke ^{AT} (3/12) | L, 8-10 |
| 3/12 | at Towson (6/9) | W, 9-5 |
| 3/15 | at Bucknell (4/18) | W, 14-10 |
| 3/19 | UMBC (4/-) | W, 16-10 |
| 3/22 | Dartmouth ¹ (4/-) | L, 6-7 |
| 3/26 | North Carolina (4/19) | W, 9-4 |
| 4/2 | at Virginia (4/3) | L, 2-10 |
| 4/8 | at Navy (6/9) | L, 8-9 |
| 4/15 | Johns Hopkins (9/1) | L, 6-11 |
| 4/23 | at Fairfield (10/15) | W, 9-6 |
| 4/29 | Virginia ² (10/3) | ot W, 8-7 |
| 5/1 | Duke ² (10/2) | W, 9-5 |
| 5/7 | Pennsylvania ³ (6/-) | W, 21-6 |
| 5/14 | Penn State ⁴ (4/11) | W, 14-10 |
| 5/22 | Georgetown ⁵ (4/8) | ot W, 9-8 |
| 5/28 | Duke ⁵ (4/2) | L, 9-18 |
| 1-St. Andrew's School at Boca Raton, Fla. | | |
| 2-ACC Tournament at Baltimore, Md. | | |
| 3-Lincoln Financial Field, Philadelphia, Pa. | | |
| 4-NCAA 1st Round at Maryland | | |
| 5-NCAA Quarterfinals at Princeton | | |
| 6-NCAA Semifinals at Philadelphia, Pa. | | |

Numbers in parenthesis represent rankings at the time of the game. Pre-season polls are used for start of the season when available. Special thanks to Doyle Smith and Michael Colley from Virginia for supplying ranking info.
AT-Artificial Turf Facility
LF-Ludwig Field

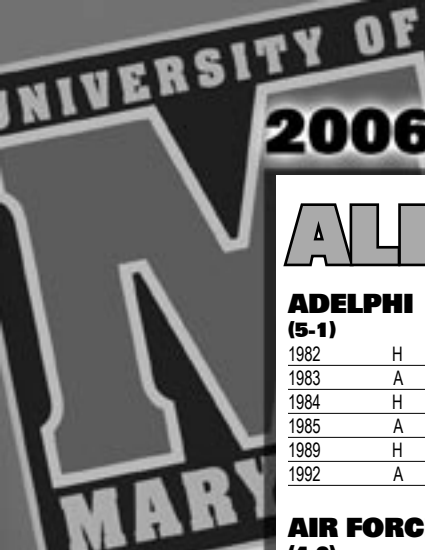
27

1

M
LX
Lacrosse

50





FEAR THE TURTLE

2006 MARYLAND MEN'S LACROSSE

ALL-TIME SERIES RESULTS

ADELPHI (5-1)

| | | | |
|------|---|---|----------|
| 1982 | H | L | 12-13 |
| 1983 | A | W | 14-9 |
| 1984 | H | W | 12-6 |
| 1985 | A | W | 11-5 |
| 1989 | H | W | 12-11 OT |
| 1992 | A | W | 18-8 |

AIR FORCE (4-0)

| | | | |
|------|----|---|------|
| 1970 | H | W | 14-3 |
| 1971 | H* | W | 10-1 |
| 1975 | H | W | 13-6 |
| 2001 | N | W | 16-3 |

ARMY (20-19)

| | | | |
|------|----|---|-------|
| 1924 | H | L | 0-3 |
| 1927 | H | L | 2-10 |
| 1929 | H | W | 6-2 |
| 1930 | H | W | 8-1 |
| 1940 | H | W | 6-2 |
| 1941 | H | L | 4-6 |
| 1942 | H | W | 7-5 |
| 1943 | H | W | 5-4 |
| 1946 | A | L | 5-11 |
| 1947 | H | L | 6-9 |
| 1948 | A | L | 1-10 |
| 1949 | H | W | 13-9 |
| 1950 | H | W | 8-7 |
| 1951 | A | L | 4-9 |
| 1952 | A | L | 6-14 |
| 1953 | H | L | 8-10 |
| 1954 | A | L | 12-16 |
| 1955 | A | W | 12-6 |
| 1956 | H | W | 11-6 |
| 1959 | H | W | 17-16 |
| 1960 | H | L | 6-17 |
| 1961 | H | L | 9-15 |
| 1962 | A | L | 9-11 |
| 1963 | H | W | 11-6 |
| 1964 | A | L | 4-14 |
| 1965 | H | W | 15-13 |
| 1966 | A | W | 11-7 |
| 1967 | H | W | 13-7 |
| 1968 | A | W | 13-8 |
| 1969 | H | L | 6-14 |
| 1970 | A | L | 11-12 |
| 1971 | H | L | 7-16 |
| 1972 | A | L | 9-10 |
| 1973 | H | W | 23-8 |
| 1974 | A | W | 15-9 |
| 1975 | H | W | 21-8 |
| 1976 | A | W | 21-3 |
| 1993 | A | L | 11-15 |
| 2004 | H* | W | 16-12 |

BALTIMORE (12-1)

| | | | |
|------|---|---|-------|
| 1963 | H | W | 20-11 |
| 1964 | H | W | 16-6 |
| 1965 | A | W | 19-15 |
| 1966 | H | W | 15-5 |
| 1967 | A | W | 23-5 |
| 1968 | H | W | 17-2 |
| 1969 | A | W | 11-3 |
| 1970 | H | W | 20-4 |
| 1971 | A | W | 15-2 |
| 1972 | H | W | 19-3 |
| 1973 | A | W | 9-4 |
| 1980 | H | L | 10-11 |
| 1981 | A | W | 19-5 |

BOSTON COLLEGE (1-0)

| | | | |
|------|---|---|------|
| 1986 | H | W | 14-4 |
|------|---|---|------|

BROWN (15-0)

| | | | |
|------|---|---|-------|
| 1964 | H | W | 9-7 |
| 1965 | H | W | 16-12 |
| 1966 | H | W | 15-10 |
| 1967 | H | W | 16-7 |
| 1968 | H | W | 12-4 |
| 1969 | H | W | 6-3 |
| 1970 | H | W | 9-7 |
| 1971 | H | W | 15-9 |
| 1972 | H | W | 9-6 |
| 1973 | H | W | 16-4 |
| 1975 | H | W | 17-14 |
| 1976 | H | W | 17-8 |
| 1978 | H | W | 15-9 |
| 1991 | A | W | 16-13 |
| 1995 | A | W | 11-8 |

BUCKNELL (7-0)

| | | | |
|------|---|---|-------|
| 1981 | N | W | 19-6 |
| 2000 | H | W | 9-3 |
| 2001 | H | W | 8-4 |
| 2002 | A | W | 16-6 |
| 2003 | H | W | 14-8 |
| 2004 | H | W | 14-7 |
| 2005 | A | W | 14-10 |

BUTLER (3-0)

| | | | |
|------|---|---|-------|
| 1998 | N | W | 18-10 |
| 2003 | N | W | 18-9 |
| 2004 | H | W | 19-4 |

CONNECTICUT WESLEYAN (1-0)

| | | | |
|------|---|---|------|
| 1964 | H | W | 23-4 |
|------|---|---|------|

CORNELL (13-2)

| | | | |
|------|----|---|----------|
| 1929 | H | W | 11-1 |
| 1951 | H | W | 14-2 |
| 1963 | H | W | 17-10 |
| 1965 | H | W | 13-6 |
| 1971 | N* | L | 6-12 |
| 1974 | H* | W | 19-10 |
| 1976 | N* | L | 13-16 OT |
| 1993 | A | W | 10-4 |
| 1994 | H | W | 18-8 |
| 1995 | A | W | 20-12 |
| 1996 | H | W | 9-6 |
| 1997 | A | W | 12-7 |
| 1998 | H | W | 15-8 |
| 1999 | H | W | 11-6 |
| 2000 | A | W | 8-7 |

CORTLAND (2-0)

| | | | |
|------|---|---|------|
| 1989 | A | W | 9-6 |
| 1990 | A | W | 11-6 |

C.W. POST (3-0)

| | | | |
|------|---|---|----------|
| 1989 | A | W | 11-10 OT |
| 1990 | H | W | 17-13 |
| 1991 | A | W | 13-9 |

DARTMOUTH (7-1)

| | | | |
|------|---|---|------|
| 1940 | | W | 12-4 |
| 1941 | | W | 15-7 |
| 1948 | H | W | 17-2 |
| 1954 | H | W | 20-7 |
| 1955 | H | W | 16-6 |
| 1978 | N | W | 16-3 |
| 1999 | H | W | 9-4 |
| 2005 | N | L | 6-7 |

DELAWARE (8-1)

| | | | |
|------|---|---|-------|
| 1978 | H | W | 21-10 |
| 1979 | A | W | 21-15 |
| 1985 | A | L | 5-9 |
| 1986 | H | W | 11-6 |
| 1987 | A | W | 20-3 |
| 1988 | H | W | 17-7 |
| 2000 | H | W | 9-4 |
| 2001 | A | W | 10-4 |
| 2002 | H | W | 16-5 |

DENVER (2-0)

| | | | |
|------|---|---|------|
| 1999 | H | W | 13-5 |
| 2001 | A | W | 10-7 |

DREXEL (1-0)

| | | | |
|------|--|---|------|
| 1943 | | W | 12-0 |
|------|--|---|------|

DUKE (52-15)

| | | | |
|------|---|---|-------|
| 1940 | H | W | 10-2 |
| 1941 | H | W | 12-5 |
| 1942 | H | W | 12-1 |
| 1946 | H | L | 4-12 |
| 1947 | H | W | 11-3 |
| 1948 | A | W | 5-4 |
| 1949 | H | W | 19-7 |
| 1950 | H | W | 10-8 |
| 1952 | A | W | 6-4 |
| 1953 | H | W | 12-4 |
| 1954 | A | L | 10-12 |
| 1955 | H | W | 22-1 |
| 1956 | A | W | 15-1 |
| 1957 | H | W | 16-1 |
| 1958 | A | W | 19-2 |
| 1959 | H | W | 19-2 |
| 1960 | H | W | 26-2 |
| 1961 | A | W | 15-1 |
| 1962 | H | W | 22-3 |
| 1963 | A | W | 18-1 |
| 1964 | H | W | 21-10 |
| 1965 | A | W | 23-1 |
| 1966 | H | W | 19-5 |
| 1970 | H | W | 19-0 |
| 1973 | A | W | 27-9 |
| 1974 | A | W | 27-5 |
| 1977 | A | W | 19-2 |
| 1978 | A | W | 14-7 |
| 1979 | H | W | 22-9 |
| 1980 | H | W | 16-7 |
| 1981 | A | W | 16-8 |
| 1982 | A | W | 15-10 |
| 1983 | A | W | 25-7 |
| 1984 | H | W | 16-4 |
| 1985 | H | W | 8-6 |
| 1986 | A | W | 10-3 |
| 1987 | H | W | 14-6 |
| 1988 | A | W | 10-5 |

| | | | |
|------|----|---|----------|
| 1989 | H | W | 9-6 |
| | N+ | L | 6-7 |
| 1990 | A | W | 9-8 2OT |
| 1991 | H | W | 13-11 |
| 1992 | A | W | 14-13 OT |
| | H+ | W | 8-6 |
| | H* | W | 13-11 |
| 1993 | H | L | 5-9 |
| 1994 | A | W | 13-12 OT |
| | A* | L | 9-14 |
| 1995 | H | W | 8-6 |
| 1996 | A | W | 12-6 |
| 1997 | H | L | 10-11 |
| | N+ | L | 10-17 |
| 1998 | A | W | 15-9 |
| 1999 | H | L | 10-11 |
| 2000 | A | L | 8-9 |
| | H+ | W | 7-6 |
| 2001 | A | W | 13-5 |
| | N+ | L | 6-10 |
| 2002 | A | L | 8-9 2OT |
| | A+ | L | 7-8 OT |
| 2003 | H | W | 13-7 |
| | N+ | L | 6-7 |
| 2004 | A | W | 17-12 |
| | N+ | W | 10-7 |
| 2005 | H | L | 8-10 |
| | N+ | W | 9-5 |
| | N* | L | 18-9 |

THE DUKE SERIES PROFILE

| | |
|------------------------------|------|
| Terps at Home: | 27-5 |
| Terps on the Road: | 23-5 |
| Terps at Neutral Sites: | 2-5 |
| Terps in the ACC Tournament: | 4-5 |
| Terps in the Postseason: | 0-2 |
| Longest UM Win Streak: | 28 |
| Longest Duke Win Streak: | 3 |
| By The Decade: | |
| 1940's: | 6-1 |
| 1950's: | 8-1 |
| 1960's: | 7-0 |
| 1970's: | 6-0 |
| 1980's: | 10-1 |
| 1990's: | 9-5 |
| 2000's: | 6-7 |

EAST CAROLINA (2-0)

| | | | |
|------|---|---|------|
| 1971 | A | E | 22-2 |
| 1972 | A | W | 21-1 |

FAIRFIELD (1-0)

| | | | |
|------|---|---|-----|
| 2005 | A | W | 9-6 |
|------|---|---|-----|

FRANKLIN & MARSHALL (3-0)

| | | | |
|------|---|---|------|
| 1990 | H | W | 14-9 |
| 1991 | H | W | 17-6 |
| 1992 | H | W | 14-5 |

GEORGETOWN (5-0)

| | | | |
|------|----|---|--------|
| 1997 | N* | W | 14-10 |
| 2003 | H | W | 9-5 |
| 2004 | A | W | 14-5 |
| 2005 | H | W | 13-6 |
| | N* | W | 9-8 OT |



FEAR THE TURTLE

2006 MARYLAND MEN'S LACROSSE

GEORGIA (3-0)

| | | |
|------|---|------|
| 1930 | W | 14-1 |
| 1931 | W | 20-3 |
| 1932 | W | 12-0 |

GEORGIA TECH (3-0)

| | | |
|------|---|------|
| 1928 | W | 16-3 |
| 1929 | W | 14-0 |
| 1932 | W | 12-0 |

HAMPDEN-SYDNEY (2-0)

| | | | |
|------|---|---|------|
| 1987 | H | W | 18-3 |
| 1988 | H | W | 19-4 |

HARVARD (25-0)

| | | | |
|------|---|------|-------|
| 1927 | W | 7-4 | |
| 1928 | W | 12-2 | |
| 1934 | W | 9-3 | |
| 1935 | W | 11-0 | |
| 1936 | W | 15-2 | |
| 1937 | W | 12-2 | |
| 1938 | W | 11-2 | |
| 1939 | W | 11-3 | |
| 1940 | W | 10-1 | |
| 1941 | W | 14-2 | |
| 1942 | W | 15-2 | |
| 1947 | W | 12-2 | |
| 1948 | H | W | 11-0 |
| 1949 | W | 12-5 | |
| 1950 | W | 17-2 | |
| 1951 | H | W | 14-2 |
| 1952 | H | W | 6-3 |
| 1953 | H | W | 16-0 |
| 1954 | H | W | 15-5 |
| 1955 | H | W | 18-5 |
| 1957 | W | 16-1 | |
| 1962 | H | W | 13-10 |
| 1963 | H | W | 15-5 |
| 1965 | H | W | 12-5 |
| 1969 | H | W | 15-5 |

HOBART (3-0)

| | | | |
|------|---|------|-------|
| 1929 | W | 10-0 | |
| 1995 | N | W | 21-12 |
| 2002 | H | W | 13-6 |

HOFSTRA (8-1)

| | | | |
|------|----|---|-------|
| 1975 | H• | W | 19-11 |
| 1981 | H | W | 14-3 |
| 1982 | A | W | 13-12 |
| 1983 | H | W | 9-7 |
| 1984 | A | L | 7-10 |
| 1985 | H | W | 14-9 |
| 1986 | A | W | 16-2 |
| 1987 | A | W | 15-1 |
| 2000 | N• | W | 14-12 |

JOHNS HOPKINS (36-55-1)

| | | | |
|------|---|------|-----|
| 1924 | W | 4-2 | |
| 1925 | H | W | 3-1 |
| 1926 | L | 3-10 | |
| 1927 | L | 2-8 | |
| 1928 | L | 1-6 | |
| 1929 | W | 6-2 | |
| 1930 | W | 6-0 | |
| 1931 | W | 8-6 | |
| 1932 | L | 5-7 | |
| 1933 | L | 3-6 | |

| | | | |
|------|----|------|---------------------|
| 1934 | L | 5-8 | |
| 1935 | W | 4-2 | |
| 1936 | W | 9-4 | |
| 1937 | W | 9-6 | |
| 1938 | H | W | 12-6 |
| 1939 | L | 3-6 | |
| 1940 | W | 7-6 | |
| 1941 | L | 3-10 | |
| 1942 | L | 5-7 | |
| 1943 | W | 5-4 | |
| 1946 | A | W | 7-6 |
| 1947 | H | L | 6-15 |
| 1948 | A | L | 8-10 |
| 1949 | H | L | 6-14 |
| 1950 | L | 4-10 | |
| 1951 | H | W | 6-1 |
| 1952 | A | T | 10-10 ^{OT} |
| 1953 | H | W | 8-6 |
| 1954 | A | W | 17-4 |
| 1955 | H | W | 11-5 |
| 1956 | A | W | 13-6 |
| 1957 | H | L | 10-15 |
| 1958 | A | L | 10-11 |
| 1959 | H | L | 8-20 |
| 1960 | A | L | 7-13 |
| 1961 | H | W | 12-7 |
| 1962 | A | W | 16-15 |
| 1963 | H | W | 13-11 |
| 1964 | A | W | 17-12 |
| 1965 | H | L | 8-11 |
| 1966 | A | W | 12-8 |
| 1967 | H | W | 9-5 |
| 1968 | A | L | 8-10 |
| 1969 | H | L | 8-14 |
| 1970 | A | L | 4-7 |
| 1971 | H | W | 8-5 |
| 1972 | A | W | 13-12 |
| | H• | L | 6-9 |
| 1973 | H | W | 17-4 |
| | N• | W | 10-9 ^{20T} |
| 1974 | A | L | 13-17 |
| | N• | L | 12-17 |
| 1975 | H | W | 19-11 |
| 1976 | A | W | 21-13 |
| 1977 | H | L | 20-21 |
| | A• | L | 12-22 |
| 1978 | A | L | 13-19 |
| | A• | L | 11-17 |
| 1979 | H | L | 12-13 |
| | H• | L | 9-15 |
| 1980 | A | L | 6-15 |
| 1981 | H | L | 8-12 |
| | A• | L | 14-9 |
| 1982 | A | L | 6-14 |
| | A• | L | 9-14 |
| 1983 | H | L | 7-14 |
| 1984 | A | L | 10-16 |
| 1985 | H | L | 7-8 ^{OT} |
| 1986 | A | L | 9-14 |
| 1987 | H | W | 11-7 |
| | N• | L | 8-13 |
| 1988 | A | L | 7-11 |
| 1989 | H | L | 9-10 |
| 1990 | A | L | 11-17 |
| 1991 | H | W | 11-8 |
| 1992 | A | W | 13-9 |
| 1993 | H | L | 11-19 |
| 1994 | A | L | 10-12 |
| 1995 | H | L | 15-16 |
| | H• | W | 16-8 |
| 1996 | A | W | 12-9 |
| | A• | L | 7-9 |
| 1997 | H | L | 9-13 |
| 1998 | A | L | 6-10 |
| | H• | W | 11-10 |
| 1999 | H | L | 3-13 |
| 2000 | A | L | 11-20 |

| | | | |
|------|---|---|-------------------|
| 2001 | H | W | 10-9 |
| 2002 | A | L | 8-9 ^{OT} |
| 2003 | H | L | 5-6 ^{OT} |
| 2004 | A | L | 10-14 |
| 2005 | H | L | 6-11 |

THE HOPKINS SERIES PROFILE

| | |
|--------------------------|-------------|
| Terps at Home: | 16-20 |
| Terps on the Road: | 10-22-1 |
| Terps at Neutral Sites: | 1-2 |
| Terps in the Postseason: | 3-9 |
| Longest UM Win Streak: | 4 (3 Times) |
| Longest JHU Win Streak: | 15 |
| By The Decade: | |
| 1920's: | 3-3 |
| 1930's: | 6-4 |
| 1940's: | 3-5 |
| 1950's: | 5-4-1 |
| 1960's: | 6-4 |
| 1970's: | 6-10 |
| 1980's: | 1-12 |
| 1990's: | 5-8 |
| 2000's: | 1-5 |

KENYON (1-0)

| | | | |
|------|---|---|------|
| 1963 | H | W | 18-4 |
|------|---|---|------|

LAFAYETTE (1-0)

| | | |
|------|---|-----|
| 1926 | W | 8-0 |
|------|---|-----|

LOYOLA (19-1)

| | | | |
|------|----|------|------|
| 1940 | W | 17-6 | |
| 1941 | W | 11-3 | |
| 1942 | W | 18-5 | |
| 1943 | W | 16-5 | |
| 1946 | W | 17-2 | |
| 1947 | W | 10-2 | |
| 1948 | H | W | 15-5 |
| 1949 | W | 9-7 | |
| 1950 | W | 13-5 | |
| 1951 | A | W | 11-7 |
| 1952 | H | W | 7-1 |
| 1953 | A | W | 11-2 |
| 1954 | H | W | 21-0 |
| 1955 | A | W | 15-2 |
| 1956 | H | W | 24-3 |
| 1957 | W | 17-3 | |
| 1958 | H | W | 22-1 |
| 1959 | A | W | 22-4 |
| 1989 | A | L | 8-10 |
| 1998 | N• | W | 19-8 |

UMASS (2-0)

| | | | |
|------|----|---|------|
| 1983 | A | W | 13-4 |
| 2003 | N• | W | 13-7 |

M.I.T. (2-0)

| | | | |
|------|---|---|------|
| 1962 | H | W | 13-5 |
| 1964 | H | W | 19-3 |

MICHIGAN STATE (1-0)

| | | | |
|------|---|---|------|
| 1989 | H | W | 19-7 |
|------|---|---|------|

MOUNT ST. MARY'S (6-0)

| | | | |
|------|---|---|------|
| 1988 | H | W | 19-8 |
| 1989 | H | W | 21-2 |
| 1994 | H | W | 18-7 |

| | | | |
|------|---|---|------|
| 2000 | H | W | 19-3 |
| 2001 | A | W | 12-4 |
| 2002 | H | W | 18-0 |


NAVY (48-30-1)

| | | | |
|------|----|---|--------------------|
| 1924 | N | W | 5-3 |
| 1927 | A | L | 2-6 |
| 1928 | H | W | 3-2 |
| 1929 | A | L | 3-4 |
| 1930 | A | W | 5-1 |
| 1931 | A | W | 8-1 |
| 1932 | A | W | 4-2 |
| 1933 | H | W | 7-3 |
| 1934 | A | T | 6-6 ^{30T} |
| 1935 | H | W | 6-5 |
| 1936 | A | W | 7-2 |
| 1937 | A | W | 6-2 |
| 1938 | A | L | 7-8 |
| 1939 | A | W | 5-3 |
| 1940 | A | W | 12-2 |
| 1943 | A | L | 8-9 |
| 1946 | A | L | 4-11 |
| 1947 | A | L | 9-10 |
| 1948 | H | W | 8-3 |
| 1949 | A | L | 4-14 |
| 1950 | H | L | 5-6 |
| 1951 | A | W | 10-9 |
| 1952 | H | L | 9-10 ^{OT} |
| 1953 | A | W | 10-9 |
| 1954 | H | L | 7-12 |
| 1955 | A | W | 9-8 |
| 1956 | A | W | 10-5 |
| 1957 | A | W | 5-4 |
| 1958 | A | W | 17-10 |
| 1959 | A | W | 15-8 |
| 1960 | H | L | 14-15 |
| 1961 | A | L | 7-9 ^{OT} |
| 1962 | H | L | 12-22 |
| 1963 | A | L | 9-17 |
| 1964 | H | L | 3-11 |
| 1965 | A | L | 7-13 |
| 1966 | H | L | 9-11 |
| 1967 | A | L | 8-10 |
| 1968 | H | W | 5-3 |
| 1969 | A | L | 6-7 |
| 1970 | H | L | 3-6 |
| 1971 | A | L | 5-10 |
| | H• | W | 10-7 |
| 1972 | H | W | 12-10 |
| 1973 | A | W | 14-7 |
| 1974 | H | W | 12-7 |
| 1975 | A | L | 9-10 |
| | N• | W | 20-13 |
| 1976 | H | W | 14-10 |
| | H• | W | 22-11 |
| 1977 | A | W | 16-13 |
| 1978 | H | W | 16-13 |
| 1979 | A | W | 17-12 |
| | H• | W | 15-10 |
| 1980 | H | L | 9-11 |
| 1981 | A | L | 15-16 |
| 1982 | H | W | 12-10 |
| 1983 | A | L | 9-10 |
| 1984 | H | W | 7-4 |
| 1985 | A | L | 5-7 |
| 1986 | H | W | 11-8 |
| 1987 | A | W | 17-5 |
| 1988 | H | L | 7-8 ^{OT} |
| 1989 | A | W | 6-5 |
| 1990 | H | W | 18-6 |
| 1991 | A | W | 10-6 |
| 1992 | H | L | 3-11 |
| 1993 | A | W | 11-10 |
| 1994 | H | W | 11-4 |
| 1995 | A | W | 19-11 |
| 1996 | H | W | 11-10 |

27
SPORTS

1
TEAM





FEAR THE TURTLE

2006 MARYLAND MEN'S LACROSSE

| | | | |
|------|---|---|------|
| 1997 | A | W | 10-5 |
| 1998 | H | W | 21-7 |
| 1999 | A | W | 6-5 |
| 2000 | H | W | 6-5 |
| 2001 | A | W | 6-5 |
| 2002 | H | W | 6-5 |
| 2003 | A | W | 9-7 |
| 2004 | H | L | 6-9 |
| 2005 | A | L | 8-9 |

THE NAVY SERIES PROFILE

Terps at Home: 21-12
 Terps on the Road: 26-18-1
 Terps at Neutral Sites: 2-0
 Terps in the Postseason: 4-0
 Longest UM Win Streak: 11
 Longest Navy Win Streak: 8
 By The Decade:
 1920's: 2-2
 1930's: 8-1-1
 1940's: 2-4
 1950's: 7-3
 1960's: 1-9
 1970's: 11-2
 1980's: 5-5
 1990's: 9-1
 2000's: 4-2

NC STATE (5-0)

| | | | |
|------|---|---|-------|
| 1978 | A | W | 25-11 |
| 1979 | H | W | 16-15 |
| 1980 | A | W | 16-12 |
| 1981 | H | W | 9-8 |
| 1982 | A | W | 14-12 |

NEW HAMPSHIRE (12-0)

| | | | |
|------|---|---|-------|
| 1960 | | W | 20-0 |
| 1961 | | W | 16-3 |
| 1962 | H | W | 18-3 |
| 1963 | H | W | 15-4 |
| 1964 | H | W | 13-3 |
| 1965 | H | W | 18-6 |
| 1981 | N | W | 19-8 |
| 1982 | H | W | 14-7 |
| 1984 | H | W | 15-10 |
| 1985 | H | W | 9-7 |
| 1986 | H | W | 11-8 |
| 1987 | H | W | 14-5 |

NYU (3-0)

| | | | |
|------|--|---|-----|
| 1925 | | W | 6-0 |
| 1927 | | W | 3-2 |
| 1929 | | W | 9-1 |

NORTH CAROLINA (32-18)

| | | | |
|------|---|---|---------------------|
| 1964 | H | W | 25-3 |
| 1965 | A | W | 19-9 |
| 1966 | H | W | 18-0 |
| 1967 | A | W | 21-3 |
| 1968 | H | W | 10-2 |
| 1969 | A | W | 16-5 |
| 1970 | H | W | 10-8 |
| 1971 | A | W | 15-3 |
| 1972 | H | W | 12-4 |
| 1973 | H | W | 19-1 |
| 1974 | A | W | 16-8 |
| 1975 | H | W | 13-9 |
| 1976 | A | W | 12-10 ^{OT} |
| 1977 | H | W | 14-6 |
| 1978 | A | W | 23-11 |

| | | | |
|------|----|---|---------------------|
| 1979 | H | W | 9-5 |
| 1980 | A | W | 18-12 |
| 1981 | H | L | 12-13 |
| 1982 | A | L | 11-16 |
| 1983 | A | W | 11-9 |
| 1984 | A | L | 11-19 |
| 1985 | H | W | 10-5 |
| 1986 | A | W | 10-9 |
| | H* | L | 10-12 |
| 1987 | H | W | 16-6 |
| 1988 | A | L | 6-12 |
| 1989 | H | W | 5-4 |
| 1990 | A | L | 7-12 |
| | N+ | L | 5-12 |
| 1991 | H | L | 6-8 |
| | N+ | L | 8-18 |
| 1992 | A | L | 13-15 |
| | H+ | L | 10-11 |
| 1993 | H | L | 6-12 |
| | H+ | L | 10-18 |
| 1994 | A | L | 7-12 |
| | N+ | L | 7-8 |
| 1995 | H | W | 13-12 |
| | A+ | L | 9-14 |
| 1996 | A | L | 16-17 |
| 1997 | H | W | 13-12 ^{OT} |
| 1998 | A | W | 12-11 |
| | N+ | W | 13-8 |
| 1999 | H | W | 13-7 |
| 2000 | A | W | 10-9 |
| 2001 | H | W | 11-7 |
| 2002 | A | W | 7-5 |
| 2003 | H | L | 6-10 |
| 2004 | A | W | 10-9 |
| 2005 | H | W | 9-4 |

THE UNC SERIES PROFILE

Terps at Home: 17-7
 Terps on the Road: 14-8
 Terps at Neutral Sites: 1-3
 Terps in the ACC Tournament: 1-6
 Terps in the Postseason: 0-1
 Longest UM Win Streak: 17
 Longest UNC Win Streak: 10
 By The Decade:
 1960's: 6-0
 1970's: 10-0
 1980's: 6-5
 1990's: 5-12
 2000's: 5-1

NOTRE DAME (3-0)

| | | | |
|------|----|---|--------------------|
| 1995 | H* | W | 19-11 |
| 2003 | A | W | 10-4 |
| 2004 | H | W | 9-8 ^{2OT} |

OHIO STATE (4-0)

| | | | |
|------|----|---|------|
| 1990 | H | W | 16-5 |
| 1991 | H | W | 18-5 |
| 1994 | H | W | 16-2 |
| 2003 | H* | W | 8-5 |

OHIO WESLEYAN (1-0)

| | | | |
|------|---|---|------|
| 1986 | H | W | 10-5 |
|------|---|---|------|

OXFORD-CAMBRIDGE (1-0)

| | | | |
|------|--|---|------|
| 1926 | | W | 11-4 |
|------|--|---|------|

PENN (5-0)

| | | | |
|------|---|---|------|
| 1924 | H | W | 4-3 |
| 1926 | H | W | 9-1 |
| 1930 | H | W | 15-2 |
| 2004 | H | W | 13-5 |
| 2005 | N | W | 21-6 |

PENN STATE (29-0)

| | | | |
|------|----|---|-------|
| 1924 | | W | 8-1 |
| 1931 | | W | 13-0 |
| 1932 | | W | 5-1 |
| 1933 | | W | 19-3 |
| 1935 | | W | 14-3 |
| 1936 | | W | 9-2 |
| 1937 | | W | 15-0 |
| 1938 | | W | 11-4 |
| 1940 | | W | 7-3 |
| 1941 | | W | 12-3 |
| 1942 | | W | 11-5 |
| 1943 | | W | 9-4 |
| 1957 | | W | 18-0 |
| 1958 | A | W | 22-5 |
| 1959 | A | W | 20-1 |
| 1960 | | W | 17-2 |
| 1962 | A | W | 16-7 |
| 1963 | H | W | 19-6 |
| 1964 | A | W | 13-4 |
| 1965 | H | W | 16-2 |
| 1966 | A | W | 23-3 |
| 1967 | H | W | 17-0 |
| 1968 | A | W | 9-5 |
| 1969 | H | W | 12-6 |
| 1979 | H | W | 21-6 |
| 1980 | A | W | 21-6 |
| 1998 | H | W | 14-6 |
| 1999 | H | W | 19-10 |
| 2005 | H* | W | 14-10 |

PRINCETON (28-12-1)

| | | | |
|------|---|---|--------------------|
| 1927 | | W | 13-6 |
| 1928 | | W | 8-3 |
| 1938 | A | W | 6-3 |
| 1939 | H | W | 7-4 |
| 1940 | | W | 10-2 |
| 1941 | | W | 6-5 |
| 1942 | | L | 10-12 |
| 1943 | | W | 8-5 |
| 1946 | A | W | 11-10 |
| 1947 | | L | 6-11 |
| 1948 | H | W | 9-4 |
| 1949 | | W | 8-5 |
| 1950 | | L | 4-6 |
| 1951 | A | L | 5-12 |
| 1952 | H | L | 5-7 |
| 1953 | A | L | 9-10 |
| 1954 | H | W | 13-9 |
| 1955 | H | W | 13-5 |
| 1956 | H | W | 14-3 |
| 1957 | | W | 12-3 |
| 1958 | H | W | 15-1 |
| 1959 | A | W | 11-10 |
| 1960 | | W | 16-4 |
| 1961 | | W | 10-5 |
| 1962 | H | W | 17-8 |
| 1963 | A | L | 9-13 |
| 1964 | H | W | 10-5 |
| 1965 | A | W | 14-4 |
| 1966 | H | W | 12-7 |
| 1967 | A | W | 10-9 ^{OT} |
| 1968 | H | T | 6-6 |
| 1969 | A | W | 9-5 |

| | | | |
|------|----|---|-------------------|
| 1970 | H | W | 9-3 |
| 1971 | A | W | 19-3 |
| 1976 | H | W | 13-3 |
| 1977 | A | W | 13-3 |
| 1992 | A* | L | 10-11 |
| 1997 | H* | L | 7-19 |
| 1998 | N* | L | 5-15 |
| 2000 | N* | L | 7-10 |
| 2004 | N* | L | 8-9 ^{OT} |

PROVIDENCE (1-0)

| | | | |
|------|---|---|------|
| 1999 | H | W | 18-5 |
|------|---|---|------|

RADFORD (3-0)

| | | | |
|------|---|---|------|
| 1995 | H | W | 26-3 |
| 1996 | H | W | 11-2 |
| 1997 | H | W | 21-2 |

RANDOLPH-MACON (3-0)

| | | | |
|------|--|---|------|
| 1928 | | W | 10-1 |
| 1929 | | W | 16-0 |
| 1930 | | W | 12-0 |

RUTGERS (23-1)

| | | | |
|------|----|---|-------|
| 1931 | | W | 10-3 |
| 1932 | | W | 10-2 |
| 1933 | | W | 7-2 |
| 1936 | | W | 8-7 |
| 1937 | | W | 16-4 |
| 1938 | A | W | 11-9 |
| 1939 | | W | 12-0 |
| 1940 | | W | 6-2 |
| 1941 | | W | 10-1 |
| 1942 | | W | 14-1 |
| 1943 | | W | 15-0 |
| 1947 | | W | 16-3 |
| 1948 | H | W | 12-3 |
| 1949 | | W | 4-3 |
| 1950 | | W | 11-2 |
| 1972 | H* | W | 13-12 |
| 1974 | H | W | 14-4 |
| | H* | W | 12-6 |
| 1980 | H | L | 8-9 |
| 1981 | A | W | 15-12 |
| 1991 | N* | W | 13-7 |
| 1996 | A | W | 15-5 |
| 1997 | H | W | 12-4 |
| 1998 | A | W | 16-11 |

SOUTH FLORIDA (1-0)

| | | | |
|------|---|---|------|
| 1980 | A | W | 20-2 |
|------|---|---|------|

ST. JOHN'S OF ANNAPOLIS (7-5)

| | | | |
|------|---|---|------|
| 1928 | | W | 7-2 |
| 1929 | | L | 1-5 |
| 1930 | | L | 3-7 |
| 1931 | | L | 2-3 |
| 1932 | | W | 5-2 |
| 1933 | | W | 9-5 |
| 1934 | | L | 3-8 |
| 1935 | | L | 5-6 |
| 1936 | | W | 9-0 |
| 1937 | | W | 17-6 |
| 1938 | H | W | 8-4 |
| 1939 | | W | 20-6 |



FEAR THE TURTLE

2006 MARYLAND MEN'S LACROSSE

STEVENS (3-0-1)

| | | | |
|------|---|---|--------------------|
| 1924 | H | W | 5-3 |
| 1925 | A | T | 5-5 ^{30T} |
| 1926 | H | W | 6-2 |
| 1927 | H | W | 7-5 |

STONY BROOK (1-0)

| | | | |
|------|---|---|------|
| 2003 | A | W | 16-4 |
|------|---|---|------|

SWARTHMORE (3-0)

| | | | |
|------|---|---|------|
| 1925 | | W | 10-1 |
| 1926 | | W | 4-2 |
| 1938 | H | W | 8-3 |

SYRACUSE (8-5)

| | | | |
|------|----|---|-------|
| 1927 | | L | 3-10 |
| 1931 | | W | 12-2 |
| 1935 | | W | 9-3 |
| 1937 | | W | 14-3 |
| 1954 | H | W | 16-9 |
| 1956 | H | W | 24-4 |
| 1960 | | W | 22-7 |
| 1979 | H• | W | 16-13 |
| 1983 | H | L | 13-16 |
| | N• | L | 5-12 |
| 1989 | H• | L | 8-18 |
| 1995 | H• | L | 9-13 |
| 1997 | H• | W | 18-17 |

TOWSON (22-5)

| | | | |
|------|----|---|-------|
| 1971 | H | W | 22-6 |
| 1981 | H | W | 17-14 |
| 1982 | A | W | 16-7 |
| 1983 | H | W | 14-10 |
| 1984 | A | W | 18-12 |
| 1985 | H | W | 9-3 |
| 1986 | A | W | 18-12 |
| 1987 | H | W | 16-10 |
| 1988 | A | W | 12-7 |
| 1990 | H | L | 7-8 |
| 1991 | A | W | 17-16 |
| | N• | L | 11-15 |
| 1992 | H | L | 9-13 |
| 1993 | A | W | 11-8 |
| 1994 | H | L | 7-14 |
| 1995 | A | W | 6-5 |
| 1996 | H | W | 7-5 |
| 1997 | A | W | 17-9 |
| 1998 | H | W | 17-6 |
| 1999 | A | W | 15-11 |
| 2000 | H | W | 13-12 |
| 2001 | A | W | 9-7 |
| | H• | L | 11-12 |
| 2002 | H | W | 15-10 |
| 2003 | A | W | 12-8 |
| 2004 | H | W | 8-6 |
| 2005 | A | W | 9-5 |

THE TOWSON SERIES PROFILE

| | |
|--------------------------|------|
| Terps at Home: | 10-4 |
| Terps on the Road: | 12-0 |
| Terps at Neutral Sites: | 0-1 |
| Terps in the Postseason: | 0-2 |
| Longest UM Win Streak: | 9 |
| Longest TU Win Streak: | 2 |
| By The Decade: | |
| 1970's: | 1-0 |
| 1980's: | 8-0 |
| 1990's: | 7-4 |
| 2000's: | 6-1 |

UMBC (22-4)

| | | | |
|------|---|---|---------------------|
| 1976 | A | W | 19-7 |
| 1977 | H | W | 13-12 ^{OT} |
| 1982 | A | W | 10-7 |
| 1983 | H | W | 12-11 |
| 1984 | A | W | 12-10 |
| 1985 | H | L | 14-15 ^{OT} |
| 1986 | A | W | 11-9 |
| 1987 | H | W | 11-3 |
| 1988 | A | W | 15-6 |
| 1989 | H | W | 12-7 |
| 1990 | A | W | 9-5 |
| 1991 | H | L | 13-15 |
| 1992 | A | W | 20-7 |
| 1993 | H | W | 23-8 |
| 1994 | A | W | 18-11 |
| 1995 | H | W | 16-14 |
| 1996 | A | W | 18-12 |
| 1997 | H | W | 12-10 |
| 1998 | A | L | 8-12 |
| 1999 | H | L | 6-7 |
| 2000 | A | W | 15-7 |
| 2001 | H | W | 14-4 |
| 2002 | A | W | 19-9 |
| 2003 | H | W | 15-8 |
| 2004 | A | W | 9-4 |
| 2005 | H | W | 16-10 |

THE UMBC SERIES PROFILE

| | |
|--------------------------|-----------|
| Terps at Home: | 10-3 |
| Terps on the Road: | 12-1 |
| Terps at Neutral Sites: | 0-0 |
| Terps in the Postseason: | 0-0 |
| Longest UM Win Streak: | 6 (Twice) |
| Longest UMBC Win Streak: | 2 |
| By The Decade: | |
| 1970's: | 2-0 |
| 1980's: | 7-1 |
| 1990's: | 7-3 |
| 2000's: | 6-0 |

VILLANOVA (5-0)

| | | | |
|------|---|---|------|
| 1994 | H | W | 18-7 |
| 1995 | A | W | 15-6 |
| 1996 | H | W | 12-6 |
| 1997 | A | W | 13-4 |
| 1998 | H | W | 18-5 |

VIRGINIA (44-30)

| | | | |
|------|---|---|--------------------|
| 1926 | H | W | 10-1 |
| 1927 | H | W | 14-2 |
| 1928 | A | W | 22-3 |
| 1929 | H | W | 22-3 |
| 1932 | H | W | 7-1 |
| 1950 | A | W | 11-9 ^{OT} |
| 1951 | H | W | 11-6 |
| 1952 | A | W | 12-11 |
| 1953 | H | L | 7-12 |
| 1954 | A | W | 18-7 |
| 1955 | H | W | 18-0 |
| 1956 | A | W | 11-8 |
| 1957 | H | W | 14-5 |
| 1958 | A | W | 21-5 |
| 1959 | H | W | 20-11 |
| 1960 | A | W | 21-10 |
| 1961 | H | W | 14-8 |
| 1962 | A | L | 5-8 |
| 1963 | H | W | 11-9 |
| 1964 | A | L | 3-13 |
| 1965 | H | W | 13-9 |
| 1966 | A | W | 14-6 |
| 1967 | H | W | 9-6 |
| 1968 | A | W | 10-6 |

| | | | |
|------|----|---|----------------------|
| 1969 | H | L | 7-9 |
| 1970 | A | L | 3-9 |
| 1971 | A | L | 8-9 |
| 1972 | H | W | 11-9 |
| 1973 | A | W | 17-7 |
| 1974 | H | W | 25-13 |
| 1975 | A | L | 13-14 |
| 1976 | H | W | 24-15 |
| 1977 | A | W | 22-12 |
| 1978 | H | W | 13-8 |
| | H• | W | 15-10 |
| 1979 | A | W | 17-13 |
| 1980 | H | L | 7-8 |
| 1981 | A | L | 12-23 |
| 1982 | H | L | 11-14 |
| 1983 | A | L | 8-17 |
| | A• | W | 13-4 |
| 1984 | H | L | 5-10 |
| 1985 | A | L | 9-15 |
| 1986 | H | L | 7-8 ^{OT} |
| 1987 | A | W | 12-5 |
| 1988 | H | L | 13-14 |
| 1989 | A | W | 13-9 |
| 1990 | H | L | 12-21 |
| 1991 | A | L | 9-10 |
| | N+ | W | 10-9 |
| 1992 | H | W | 12-11 |
| 1993 | A | L | 10-11 ^{OT} |
| | H+ | W | 9-8 ^{OT} |
| 1994 | H | L | 7-9 |
| 1995 | A | L | 11-12 |
| 1996 | H | W | 13-11 |
| | A+ | L | 9-13 |
| 1997 | A | L | 14-15 ^{20T} |
| | H• | W | 10-9 |
| 1998 | H | W | 14-9 |
| | A+ | W | 14-11 |
| 1999 | A | L | 4-13 |
| | N+ | L | 6-15 |
| 2000 | H | L | 6-11 |
| | H+ | L | 7-11 |
| 2001 | A | L | 2-7 |
| | N+ | W | 12-8 |
| 2002 | H | L | 10-11 |
| 2003 | A | W | 8-7 |
| | N• | L | 4-14 |
| 2004 | H | W | 11-2 |
| | N+ | W | 12-11 |
| 2005 | A | L | 2-10 |
| | N+ | W | 8-7 ^{OT} |

THE VIRGINIA SERIES PROFILE

| | |
|------------------------------|-------|
| Terps at Home: | 23-12 |
| Terps on the Road: | 17-16 |
| Terps at Neutral Sites: | 4-2 |
| Terps in the ACC Tournament: | 6-3 |
| Terps in the Postseason: | 3-1 |
| Longest UM Win Streak: | 8 |
| Longest UNC Win Streak: | 5 |
| By The Decade: | |
| 1920's: | 4-0 |
| 1930's: | 1-0 |
| 1950's: | 9-1 |
| 1960's: | 7-3 |
| 1970's: | 8-3 |
| 1980's: | 3-8 |
| 1990's: | 7-9 |
| 2000's: | 5-6 |

VMI (1-0)

| | | | |
|------|---|---|------|
| 1993 | H | W | 21-5 |
|------|---|---|------|

WESTERN MARYLAND (3-0)

| | | | |
|------|--|---|------|
| 1929 | | W | 7-2 |
| 1930 | | W | 9-0 |
| 1931 | | W | 15-0 |

WASHINGTON & LEE (21-1)

| | | | |
|------|----|---|-------|
| 1948 | A | W | 10-7 |
| 1949 | H | W | 12-5 |
| 1950 | H | L | 8-9 |
| 1951 | H | W | 13-3 |
| 1952 | A | W | 12-4 |
| 1953 | H | W | 13-2 |
| 1954 | A | W | 9-2 |
| 1955 | H | W | 15-2 |
| 1956 | H | W | 18-5 |
| 1957 | H | W | 13-3 |
| 1958 | H | W | 9-4 |
| 1959 | A | W | 18-5 |
| 1960 | H | W | 22-3 |
| 1961 | H | W | 22-4 |
| 1973 | H• | W | 18-7 |
| 1975 | H• | W | 15-5 |
| 1976 | H | W | 16-14 |
| 1977 | A | W | 17-15 |
| | H• | W | 14-8 |
| 1983 | A | W | 13-9 |
| 1984 | H | W | 18-7 |
| 1985 | A | W | 11-5 |

WASHINGTON COLLEGE (8-0)

| | | | |
|------|---|---|------|
| 1930 | | W | 20-1 |
| 1931 | | W | 8-1 |
| 1932 | | W | 7-1 |
| 1933 | | W | 13-1 |
| 1934 | | W | 6-0 |
| 1941 | | W | 10-4 |
| 1968 | H | W | 14-5 |
| 1969 | A | W | 10-3 |

WILLIAM & MARY (2-0)

| | | | |
|------|---|---|------|
| 1981 | A | W | 17-6 |
| 1982 | H | W | 26-3 |

WILLIAMS (6-0)

| | | | |
|------|---|---|------|
| 1949 | | W | 12-4 |
| 1951 | H | W | 13-0 |
| 1952 | H | W | 11-2 |
| 1953 | H | W | 10-4 |
| 1954 | H | W | 16-3 |
| 1955 | H | W | 18-0 |

YALE (6-1)

| | | | |
|------|---|---|------|
| 1925 | | L | 3-5 |
| 1934 | | W | 12-0 |
| 1959 | H | W | 16-4 |
| 1999 | A | W | 9-4 |
| 2000 | H | W | 12-9 |
| 2001 | A | W | 10-5 |
| 2002 | H | W | 14-8 |


• - NCAA Tournament game
+ - ACC Tournament game

27
1

M
LX
Lacrosse

150
YEARS





FEAR THE TURTLE 2006 MARYLAND MEN'S LACROSSE

TERRAPIN NCAA RESULTS



1973 CHAMPIONSHIP TEAM



1975 NCAA TROPHY

1971 National Finalists

First Round: #3 Maryland 10, #6 Air Force 1
Semifinals: #3 Maryland 10, #2 Navy 7
Championship: #1 Cornell 12, #3 Maryland 6

1972 Semifinals

First Round: #1 Maryland 9, #8 Rutgers 3
Semifinals: #4 Johns Hopkins 9, #1 Maryland 6

1973 NATIONAL CHAMPIONS

First Round: #1 Maryland 16, #8 Brown 4
Semifinals: #1 Maryland 18, #4 Wash. & Lee 5
Championship: #1 Maryland 10, #2 Johns Hopkins 9, 2OT

1974 National Finalists

First Round: #1 Maryland 12, #8 Rutgers 6
Semifinals: #1 Maryland 19, #4 Cornell 10
Championship: #2 Johns Hopkins 17, #1 Maryland 12

1975 NATIONAL CHAMPIONS

First Round: #3 Maryland 19, #6 Hofstra 11
Semifinals: #3 Maryland 15, #7 Wash. & Lee 5
Championship: #3 Maryland 20, #4 Navy 13

1976 National Finalists

First Round: #1 Maryland 17, #8 Brown 8
Semifinals: #1 Maryland 22, #4 Navy 11
Championship: #2 Cornell 16, #1 Maryland 13, OT

1977 Semifinals

First Round: #3 Maryland 14, #6 Wash. & Lee 8
Semifinals: #2 Johns Hopkins 16, #3 Maryland 9

1978 Semifinals

First Round: #3 Maryland 15, #6 Virginia 10
Semifinals: #2 Johns Hopkins 17, #3 Maryland 11

1979 National Finalists

First Round: #2 Maryland 16, #7 Syracuse 13
Semifinals: #2 Maryland 15, #3 Navy 10
Championship: #1 Johns Hopkins 15, #2 Maryland 9

1981 First Round

First Round: #1 Johns Hopkins 19, #8 Maryland 14

1982 First Round

First Round: #2 Johns Hopkins 14, #7 Maryland 9

1983 Semifinals

First Round: #6 Maryland 13, #3 Virginia 4
Semifinals: #2 Syracuse 12, #6 Maryland 5

1986 Quarterfinals

First Round: Bye
Quarterfinals: #5 North Carolina 12, #4 Maryland 10

1987 Semifinals

First Round: Bye
Quarterfinals: #1 Maryland 12, #8 Penn 8
Semifinals: #4 Johns Hopkins 13, #1 Maryland 8

1989 Semifinals

First Round: Bye
Quarterfinals: #4 Maryland 12, #5 Adelphi 11, OT
Semifinals: #1 Syracuse 18, #4 Maryland 8

1991 Semifinals

First Round: #7 Maryland 13, Rutgers 7
Quarterfinals: #7 Maryland 16, #2 Brown 13
Semifinals: Towson State 15, #7 Maryland 11

1992 Quarterfinals

First Round: #6 Maryland 13, Duke 11
Quarterfinals: #3 Princeton 11, #6 Maryland 10

1993 First Round

First Round: #8 Army 15, Maryland 11

1994 First Round

First Round: #8 Duke 14, Maryland 9

1995 National Finalists

First Round: Bye
Quarterfinals: #4 Maryland 14, Notre Dame 11
Semifinals: #4 Maryland 16, #1 Johns Hopkins 8
Championship: #3 Syracuse 13, #4 Maryland 9

1996 Quarterfinals

First Round: Bye
Quarterfinals: #7 Johns Hopkins 9, #2 Maryland 7

1997 National Finalists

First Round: Maryland 14, #7 Georgetown 10
Quarterfinals: Maryland 10, #2 Virginia 9
Semifinals: Maryland 18, #3 Syracuse 17
Championship: #1 Princeton 19, Maryland 7

1998 National Finalists

First Round: #5 Maryland 18, Butler 10
Quarterfinals: #5 Maryland 11, #4 Johns Hopkins 10, OT
Semifinals: #5 Maryland 19, #1 Loyola 8
Championship: #2 Princeton 15, #5 Maryland 5

2000 Quarterfinals

First Round: #6 Maryland 14, Hofstra 12
Quarterfinals: #3 Princeton 10, #6 Maryland 7

2001 Quarterfinals

First Round: Bye
Quarterfinals: #6 Towson 12, #3 Maryland 11

2003 Semifinals

First Round: #3 Maryland 8, Ohio State 5
Quarterfinals: #3 Maryland 13, Massachusetts 7
Semifinals: #2 Virginia 14, #3 Maryland 4

2004 Quarterfinals

First Round: #3 Maryland 16, #14 Army 12
Quarterfinals: #7 Princeton 9, #3 Maryland 8, OT

2005 Semifinals

First Round: #3 Maryland 14, Penn State 10
Quarterfinals: #3 Maryland 9, #7 Georgetown 8, OT
Semifinals: #2 Duke 18, #3 Maryland 9



FEAR THE TURTLE

2006 MARYLAND MEN'S LACROSSE

TERRAPIN NCAA RECORDS

MARYLAND'S NCAA NOTES

- Maryland has captured two NCAA championships (1973 & 1975).
- Maryland has played in the NCAA championship game nine times (1971, 1973, 1974, 1975, 1976, 1979, 1995, 1997, 1998)
- Maryland has played in 28 NCAA Tournaments, the third most of any school, behind only Johns Hopkins (33) and Virginia (29).
- Maryland has an overall record of 37-26 in NCAA Tournament games, a .587 winning percentage.
- Maryland has hosted the NCAA Championship 10 times (1972, 1979, 1989, 1993, 1994, 1995, 1996, 1997, 1999, 2000), more than any other school.
- Maryland's Byrd Stadium held every lacrosse attendance record prior to the 2003 championships at M&T Bank Stadium in Baltimore. Byrd set the record which was broken last season, drawing a crowd of 30,580 to a 1997 semifinal game. The stadium also drew a record 26,229 to a title game in 1995.
- Byrd Stadium now ranks fifth for the record for highest championship weekend attendance of 72,389 set in 1995.

MARYLAND'S NCAA RECORDS & LEADERS CHAMPIONSHIP RECORDS

- Most points in one game:**
12, Ed Mullen (7 G, 5 A) vs. Navy, 5/23/76
- Most goalie saves in one game:**
30, Steve Kavoit vs. Brown, 5/19/91
- Most assists one game (two teams):**
24, Maryland and Georgetown, 5/10/97
- Most shots on goal (one team):**
80, Maryland vs. Hofstra, 5/21/75
- Most shots on goal (two teams):**
130, Maryland vs. Hofstra, 5/21/75

TOURNAMENT SCORING LEADERS

| | | |
|------|-------------------------------|----|
| 1975 | Bert Caswell & Frank Urso | 14 |
| 1979 | Barry Mitchell & Bob Boneillo | 14 |
| 1991 | Mark Douglas | 16 |
| 1997 | Andrew Whipple | 17 |

MOST GOALS IN A TOURNAMENT

| | | |
|------|--------------|----|
| 1991 | Mark Douglas | 13 |
|------|--------------|----|

MOST GOALS IN A SEMIFINAL

| | | |
|------|--------------------|---|
| 1976 | Ed Mullen vs. Navy | 7 |
|------|--------------------|---|

MOST GOALS IN A CHAMPIONSHIP GAME

| | | |
|------|---------------------|---|
| 1975 | Frank Urso vs. Navy | 5 |
|------|---------------------|---|

MOST GOALS IN A TOURNAMENT CAREER

| | | |
|---------|------------|----|
| 1973-76 | Frank Urso | 32 |
|---------|------------|----|

(2nd all-time to Gary Gait)

TERP NCAA LEADERS

GOALS IN A TOURNAMENT CAREER

| | | | |
|-----|--------------------|---------------|-----------|
| 1. | Frank Urso | 1973-76 | 32 |
| 2. | Matt Hahn | 1995-98 | 28 |
| 3. | Ed Mullen | 1972-76 | 25 |
| 4. | Scott Hochstadt | 1996-98 | 21 |
| 5. | Mark Douglas | 1989, 91 | 17 |
| | Terry Kimball | 1976-79 | 17 |
| | Roger Tuck | 1973-76 | 17 |
| 8. | Joe Walters | 2003- | 16 |
| 9. | Andrew Whipple | 1995-98 | 14 |
| | Rob Wurzbarger | 1989, 91 | 14 |
| | Bert Caswell | 1975-76 | 14 |
| | Brian Zeller | 1997-98, 2000 | 14 |
| 13. | John Lamon | 1976, 78-79 | 13 |
| 14. | Doug Radebaugh | 1973-75 | 12 |
| | Barry Mitchell | 1976, 78-79 | 12 |

GOALS IN A TOURNAMENT

| | | | |
|----|--------------------|-------------|-----------|
| 1. | Mark Douglas | 1991 | 13 |
| 2. | Matt Hahn | 1998 | 12 |
| | Scott Hochstadt | 1998 | 12 |
| 4. | Ed Mullen | 1976 | 11 |
| 5. | Joe Walters | 2005 | 10 |
| 6. | Scott Hochstadt | 1997 | 9 |
| | Matt Hahn | 1995 | 9 |
| | Barry Mitchell | 1979 | 9 |
| | Frank Urso | 1973, 1975 | 9 |

POINTS IN A TOURNAMENT

| | | | |
|----|-----------------|------|----|
| 1. | Andrew Whipple | 1998 | 18 |
| 2. | Andrew Whipple | 1997 | 17 |
| 3. | Mark Douglas | 1991 | 16 |
| | Ed Mullen | 1976 | 16 |
| 4. | Scott Hochstadt | 1998 | 14 |
| | Rob Chomo | 1995 | 14 |
| | Barry Mitchell | 1979 | 14 |
| | Bob Boneillo | 1979 | 14 |

GOALS IN A TOURNAMENT GAME

| | | | |
|----|------------------------------------|--|---|
| 1. | Ed Mullen | 1976 vs. Navy | 7 |
| 2. | Matt Hahn | 1998 vs. Loyola | 5 |
| | Scott Hochstadt | 1997 vs. Georgetown | 5 |
| | Frank Urso | 1975 vs. Navy | 5 |
| | Terry Kimball | 1978 vs. Virginia | 5 |
| | Jim Wilkerson | 1981 vs. J. Hopkins | 5 |
| | Mark Douglas | 1991 vs. Brown | 5 |
| 7. | 17 Others Tied with 4, most recent | Mike Mollot vs. Massachusetts, 5/17/03 | |

ATTENDANCE RECORDS CHAMPIONSHIP GAME AT BYRD


| | | |
|----|---------------------------------|--------|
| 1. | 1995 (Syracuse 13, Maryland 9) | 26,229 |
| 2. | 1997 (Princeton 19, Maryland 7) | 25,317 |
| 3. | 1994 (Princeton 9, Maryland 8) | 24,370 |

SEMIFINALS AT BYRD STADIUM


| | | |
|----|------|--------|
| 1. | 1997 | 30,580 |
| 2. | 1995 | 30,392 |
| 3. | 1999 | 27,586 |

OVERALL WEEKEND AT BYRD

| | | |
|----|------|--------|
| 1. | 1997 | 73,983 |
| 2. | 1995 | 72,389 |
| 3. | 1999 | 70,668 |



FRANK URSO



ED MULLEN



27
SPORTS

1
TEAM

M
LX
LACROSSE

150
YEARS
OF MARYLAND



ALL-TIME ROSTER

A

| | |
|-----------------------|----------------|
| Adamo, Stephen | 71, 72, 73, 74 |
| Adams, Robert | 57 |
| Adleberg, Joel | 50 |
| Adolph, Ryne | 04, 05 |
| Ady, Albert | 28 |
| Aiell, Robert | 81 |
| Aitcheson, Bill | 37 |
| Aksionoff, Matt | 02, 03, 04, 05 |
| Alford, Harry | 04, 05 |
| Alford, Thomas | 04, 05 |
| Allen, Charlie | 39 |
| Allen, Russel E. | 25, 26 |
| Altman, Ray | 62, 63 |
| Amoyal, Joe | 05 |
| Anderson, John | 62, 63, 64, 65 |
| Andrews, Bill | 50, 51, 52 |
| Andrews, Paul | 04, 05 |
| Armocost | 42 |
| Augustyn, Tommy | 02 |
| Avena, Richard | 71, 72, 73 |

B

| | |
|---------------------|--------------------|
| Back, Matt | 91, 92, 93, 94 |
| Bacharach, Carl | 40 |
| Badenhoop, John | 37, 38, 39 |
| Badger, Mike | 66, 67 |
| Bagby, William Hugh | 58 |
| Bagranoff, Larry | 66 |
| Barnes, Andy | 93 |
| Barnett, Bill | 84 |
| Barnhart, James | 48, 49, 50 |
| Barritt, Edward | 53 |
| Barroll, Bobby | 61 |
| Baskin, Glen | 89, 90 |
| Bautz, Richard | 71 |
| Bazenski, Allen | 59 |
| Beach, Todd | 75 |
| Beal, John | 93 |
| Beard, Phil | 55 |
| Beardmore, Bud | 61, 62 |
| Beardmore, Jim | 85, 86, 87 |
| Beardmore, Steve | 84, 85, 86, 88 |
| Beatty, William | 25, 26 |
| Bechtold, Kim | 69 |
| Beck, William | 29 |
| Bedard, Tom | 85, 86, 87, 88 |
| Behm, T.C. | 02, 03 |
| Bell, Jim | 75, 76, 77, 78 |
| Benseler, Wayne | 69 |
| Berger, William | 48, 49 |
| Berry, Myron H. | 33 |
| Berzins, Brad | 93 |
| Besosa, Gary | 70, 71, 72, 73 |
| Bethmann, Mark | 74, 75, 76 |
| Betz, Ernest | 56, 57, 58 |
| Betz, Fred | 62, 63, 64, 65 |
| Bickley, James | 96, 97 |
| Bilger, Kevin | 81, 82, 83, 84 |
| Blair, Mike | 78, 79, 80, 81, 82 |
| Blakeslee, Raymond | 29 |
| Boaz, George | 50, 51 |
| Bodderly, Lee | 79, 80, 81, 82 |
| Boland, Kevin | 73, 74, 76, 77 |
| Bonanni, Mike | 94, 95, 96, 97, 98 |

| | |
|------------------------|--------------------|
| Bond, William | 39 |
| Bonde, Avind | 66, 67, 68 |
| Boneillo, Bob | 77, 78, 79, 80 |
| Bond, William | 38, 40 |
| Bonnet, Arthur | 26 |
| Bonsall | 48 |
| Bonthon, Daniel | 50, 51 |
| Bordi, Mike | 92, 93, 94, 95 |
| Bordley, J.R. | 01, 02, 03, 04 |
| Borell, Jimmy | 05 |
| Bosley, Dave | 67, 68 |
| Bosley, Dwight | 71, 72 |
| Bouse, Robert | 93, 94 |
| Bowie, Oden | 35, 36 |
| Bowen, Duke | 62 |
| Bowersox | 43 |
| Bowie, Oden | 37 |
| Boyer, Roswell R. | 27 |
| Bradley, Allen | 39 |
| Bradley, Brooks | 34 |
| Bradley, Richard, Jr. | 51, 52 |
| Brand, Bob | 38, 39 |
| Brandau, Adam | 32 |
| Brandenbrug, Stewart | 82, 83 |
| Brandt, Marshall | 43 |
| Branner, Cecil | 24 |
| Breesferd, Mascot Dick | 39 |
| Brent, Dick | 61 |
| Brenton, Bob | 75, 76 |
| Bresee, Gerry | 67 |
| Brewer, Charles M. | 24 |
| Brewer, Scott | 62 |
| Brill, Herbert | 34, 35, 36 |
| Brisee, Gerald | 66 |
| Britt, Richard | 57 |
| Britton, Nick | 61 |
| Brock, Matt | 99, 00, 01, 02, 03 |
| Bromwell, Dick | 54 |
| Brothers, Jon | 92, 93, 94, 95 |
| Broughton | 42 |
| Brouse, Jeff | 80, 82, 83 |
| Brown, Bob | 38 |
| Brown, Irwin | 49 |
| Brown, Kenneth | 68, 69, 70 |
| Brown, Mike | 04 |
| Bryan | 42, 43 |
| Buck, Bill | 63, 64, 65 |
| Bullen, Charles | 93, 94, 95 |
| Bullen, Craig | 89, 90, 91, 92 |
| Bullen, Chris | 86, 87, 88 |
| Burdett, Mark | 77, 78, 79, 80 |
| Burger, Joseph | 24, 25 |
| Burke, Pat | 85 |
| Buckley, Dennis | 84, 85 |
| Burkle, Kenneth | 51 |
| Burlace, Brian | 89, 90, 91, 92 |
| Burlin, Ralph | 42 |
| Burman, Andy | 99, 00, 01, 02 |
| Burns, Harold | 34 |
| Burnhan, Geoff | 97, 98, 99, 00 |
| Burnett, Jim | 75, 76 |
| Burzo, Robert | 71 |
| Busch, Robert | 51 |
| Buscher, Bernie | 34 |
| Butler, Jay | 58 |
| Byrd, Bill | 43 |

C

| | |
|----------------------|--------------------|
| Calabrese, Matt | 99 |
| Cannella, Greg | 84 |
| Capelle, Andy | 00, 01, 02 |
| Caravana, Steve | 72 |
| Caretsky, Bret | 03, 04 |
| Carlisle, Stuart | 56, 58 |
| Carrier, Jason | 97, 98, 99, 00 |
| Carroll, Bill | 58 |
| Carroll, Brian | 99, 00, 01, 02 |
| Carson, Tom | 85, 86 |
| Carter | 43 |
| Carter, Douglas | 67, 68, 70 |
| Carter, Jason | 05 |
| Carver, James | 94 |
| Casalino, Leonard | 68, 69, 70 |
| Case | 43 |
| Caswell, Bert | 74, 75, 76 |
| Catalano, Thomas | 66, 67 |
| Cavallaro, Mike | 83, 84 |
| Cavallaro, Salvatore | 54, 55, 56 |
| Chamberlin, Web | 51, 52, 53 |
| Chambers, Bill | 59, 60, 61 |
| Chomo, Robert | 92, 93, 94, 95 |
| Christie, Stuart | 57 |
| Christhilf, Frank | 34 |
| Christhilf, John | 34, 35, 36 |
| Christy, Mike | 95, 96, 97 |
| Church, Tomas | 57 |
| Cinosky, Joe | 05 |
| Claborn, Jim | 79, 80, 82, 83 |
| Clark, David | 89 |
| Clarke, Ryan | 04, 05 |
| Claxton, Andy | 89, 90, 91, 92 |
| Cleaver, Tom | 71 |
| Clemmitt, Paul | 63, 65 |
| Cleveland, James | 26, 27 |
| Cluster | 43 |
| Coggswell, Corbin | 34, 35 |
| Cole, Bill | 37, 38, 39, 40 |
| Cole, George | 32, 33 |
| Colosimo, Vincent J. | 30 |
| Combs, Andrew | 97, 98, 99, 00, 01 |
| Connor, Casey | 97, 98, 99, 00 |
| Connor, Chris | 87, 88, 89, 90 |
| Cooke, Harvey | 36, 37, 38 |
| Corcoran, Tim | 88, 89 |
| Corrigan, George | 52, 53, 54, 55 |
| Corrigan, Richard | 54, 55, 58 |
| Coster | 42 |
| Coughlan, Dan | 85, 86, 87, 88 |
| Cowdrey, Chris | 70 |
| Cox, Edward | 57, 58, 59 |
| Cox, Tim | 89, 90 |
| Coy, Lenny | 86, 87, 88 |
| Craig, Graven | 87, 88, 89, 90, 91 |
| Craig, Samuel | 70 |
| Cranwell, Dick | 55 |
| Crawford, Grafton | 53 |
| Crawford, Mike | 93, 94, 95, 96 |
| Crawford, Sean | 91, 92, 93, 94 |
| Cromwell | 43 |
| Crosby, Ralph | 54, 55 |
| Crosthwait, Samuel | 26 |
| Crothers, Omar | 28, 29 |
| Crotty, James | 34 |

| | |
|------------------|----|
| Crowley, Ken | 97 |
| Culver, Dale | 85 |
| Cummings, Robert | 62 |

D

| | |
|----------------------|--------------------|
| D'Andraia, Anthony | 93, 94, 95, 96 |
| Dail, Chris | 90, 91, 92 |
| Dail, Howard | 62, 63 |
| Daily, Jack | 67, 68, 69 |
| Daily, John | 70 |
| Dalton, Will | 05 |
| Daras, James Jr. | 81 |
| Dardzinski, Dean | 89, 90, 91 |
| Daue, Jamie | 00, 01, 02, 03 |
| Daugherty, Charles | 54, 55 |
| Davidson, Slater | 27, 28 |
| Davie, Clinton | 63, 64, 65 |
| Dean | 30 |
| DeArmye, John | 38 |
| Deckman, Joseph | 30 |
| Decter, Philip | 71 |
| Deeley, Haskin | 37, 38 |
| DeFillipo | 68 |
| deGraffenreid, Scott | 93 |
| DeHoust, Walt | 66, 67 |
| deKowzan | 43 |
| Demczuk, Steve | 70, 71, 72 |
| Dempsey, Dave | 70, 71, 72, 73, 74 |
| DeRan, James J. | 27 |
| DiBenetto, Thomas | 81 |
| Dietsch, Jim | 67, 68, 69 |
| Diggs, Robert | 37 |
| Dittmar, Jack | 42, 43 |
| Dobson, Frank | 62 |
| Dodson, Charles | 28, 30 |
| Dodson, Jep | 85 |
| Dodwell, Jamie | 89, 90, 91 |
| Doffermyre, Dan | 94 |
| Donohue, Thomas | 69 |
| Dorsey, Terence | 04 |
| Dorsey, Dennis | 70, 71 |
| Douglas, Mark | 88, 89, 90, 91 |
| Dougherty, Brian | 93, 94, 95, 96 |
| Downin, Jack | 35, 36, 37 |
| Dreyer, Michael | 68, 69, 70 |
| Dubick, Harry | 50, 51 |
| Dubick, Marc | 81, 82, 83 |
| Dubin, Buddy | 48 |
| Duffie, Justin | 01 |
| Duffy, Mike | 79, 80 |
| Duhoski, Greg | 86, 87, 88 |
| Duncan, Mark | 77 |
| Dupcak, Neal | 91, 92, 93, 94 |
| Durigg, Walt | 59, 60, 61 |

E

| | |
|----------------|--------------------|
| Ebaugh, Frank | 32 |
| Elmeier, John | 77, 78, 79, 80, 81 |
| Edwards, Chris | 00, 01 |
| Edel, Ed | 52, 53 |
| Edel, Edward | 57, 58 |
| Eierman | 42, 43 |
| Elder, Bob | 93, 94, 95 |
| Elfstrum, Erik | 90, 91, 92, 93 |
| Elfstrum, Paal | 93, 94, 95, 96 |

FEAR THE TURTLE

2006 MARYLAND MEN'S LACROSSE

| | |
|--------------------|----------------|
| Ellinger, Bart | 68, 70 |
| Ellinger, Charles | 35, 36, 37 |
| Ellinger, Charles | 69 |
| Ellis, Jim | 84 |
| Ellis, Peter | 02, 03, 04 |
| England, William | 71 |
| Ennis, Louis | 34, 35, 36 |
| Ensor, Lionel | 25, 26 |
| Ensor, Todd | 84, 85, 86, 87 |
| Estes, Fred | 52, 53, 54, 55 |
| Evans, Drew | 05 |
| Evans, Williams | 28, 29, 30 |
| Evans, Todd | 94, 95, 96, 97 |
| Ewing, Clint | 49 |

F

| | |
|---------------------|----------------|
| Faber, John | 25, 26 |
| Faber, Parker | 30, 32, 33 |
| Fafaul, Mike | 76 |
| Fahmer, Carl | 50 |
| Fahner, Karl | 51 |
| Faris, Whit | 99, 00 |
| Farmer, Chris | 94, 95, 96 |
| Farrell, Mike | 73, 74, 75, 76 |
| Farrell, Mike | 77, 78, 79 |
| Feeley, Glenn | 71 |
| Feeley, Jay | 04, 05 |
| Feifs, Chris | 04, 05 |
| Felsler, Joseph | 50, 51 |
| Felter, James | 66 |
| Fesche, Marshall | 64, 65, 66 |
| Fetterolf, Bill | 62, 63 |
| Fetters | 42 |
| Fichtner, Tom | 91, 92, 93, 94 |
| Finn, Alvin | 51 |
| Fiordelisi, Peter | 73 |
| Fisher, Ken | 63, 64, 65, 66 |
| Fisk, Brenden | 63, 64, 65 |
| Fletcher, Edward | 37 |
| Flanagan, Ryan | 96, 97, 98, 99 |
| Foley, Jason | 91 |
| Forbes | 42 |
| Forrester, James | 38, 39 |
| Foster, Bill | 78, 79, 80 |
| Foster, Mark | 02 |
| Francis, Jack | 80, 81, 82, 83 |
| Frascono, John | 63 |
| Freeman, Bob | 67 |
| Freeman, Jiles | 48, 49 |
| Frick, Mike | 88, 89, 90 |
| Fulks, Kip | 94, 95 |
| Furman, Daniel | 69, 70, 71 |

G

| | |
|----------------|----------------|
| Gannon, Harvey | 67 |
| Garis, Jordan | 96 |
| Garland, Tom | 79 |
| Garrett, John | 39, 40 |
| Gary, Guilian | 02 |
| Geary, Bill | 77 |
| Geiger, Lou | 88, 89, 90 |
| Gilbert, John | 52 |
| Gilday, Daniel | 88 |
| Gillette, Paul | 01, 02, 03, 04 |
| Gilmartin, Tom | 88 |
| Gilday, Daniel | 87 |
| Gilmartin, Bob | 75 |
| Gioia, John | 63 |
| Glatzel, Ed | 72, 73 |
| Glatzel, Gary | 73, 74, 75 |
| Gniesser, Paul | 82, 83 |

| | |
|-------------------|----------------|
| Goco, David | 91, 92, 93 |
| Goertemiller, Ben | 53, 54, 55, 56 |
| Goertemiller, Tim | 71, 73, 74 |
| Goss, Roger | 58, 59, 61 |
| Goucher, Tom | 70, 71, 72, 73 |
| Goudy, Harry | 54, 55, 56 |
| Gould, Bill | 74, 75, 76, 77 |
| Gounaris, Ted | 50, 51 |
| Grau, Tom | 66, 67, 68 |
| Grace, Steve | 79, 80 |
| Graham, Fred | 67, 68, 69 |
| Graham | 40 |
| Greager, Oswald | 25 |
| Green, Phillip | 52, 53, 54, 55 |
| Gregory, Eddie | 82, 83, 84, 85 |
| Grelecki, Ray | 49 |
| Grelecki | 42 |
| Grier, Jack | 38, 39, 40 |
| Griff, Bill | 36 |
| Griffin, Paul | 68, 69 |
| Griffin, Willie | 87, 88 |
| Groff, William | 37, 38 |
| Gugerty, Pat | 88, 89 |
| Guilian, Gary | 99 |
| Guill, David | 82 |

H

| | |
|----------------------------|-------------------|
| Hachtel, Bob | 62, 63 |
| Haggerty, Brian | 96, 97, 98, 99 |
| Hahn, Matt | 95, 96, 97, 98 |
| Halford, Tom | 98 |
| Hall, Blair | 49, 50, 51 |
| Hallock, Dave | 71, 72, 73, 74 |
| Hammerlund, Bob | 35, 36 |
| Hanley, Brendan | 85, 86, 87, 88 |
| Hanna, Bob | 95, 96, 97, 98 |
| Hanna, John | 96 |
| Hargest, Brent | 03, 04, 05 |
| Harkey, Jay | 82, 83, 84 |
| Harlan, Joe | 62, 63 |
| Harmatz, Marvin | 62, 63 |
| Harper, Brett | 00, 01, 02, 03 |
| Harrison, Joseph G. | 27 |
| Harrison, Todd | 93 |
| Harryman, Richard | 51, 52 |
| Hart, James | 34, 35, 36 |
| Hart, Kevin | 82, 83, 84, 85 |
| Hart, Mike | 83 |
| Hartofilis, Michael | 03, 04, 05 |
| Hawkins, Frank | 32 |
| Hawksworth, Dwight | 51, 52, 53 |
| Hayes, Bill | 89, 90, 91 |
| Hayes, Steve | 91, 92, 93, 94 |
| Hazlehurst | 42 |
| Hazlett, Chip | 83, 84 |
| Heagy, Albert | 28, 29, 30 |
| Healy, Austin | 30 |
| Healy, Brendan | 03, 04, 05 |
| Healy, Kevin | 96, 97, 98, 99 |
| Healy, Ian | 01, 03, 04, 05 |
| Heidelbach, Ralph | 24 |
| Heil, Jim | 39 |
| Heim, Jack | 67 |
| Heise | 48 |
| Heil, George | 38 |
| Helman, Edward | 64, 65, 66 |
| Helman, Keith | 00 |
| Hennick, Charles | 52 |
| Herbert, Charles | 48, 49, 50 |
| Herbst, Marty | 57 |
| Hereth, Tyler | 02, 03, 04, 05 |
| Herold, John | 34, 35 |

| | |
|-------------------|----------------|
| Herr, Walter | 57, 58 |
| Herrold, Matt | 88, 89, 90, 91 |
| Hewitt, Bart | 40 |
| Hewitt, Fred | 37, 38, 39 |
| Heyer, Frank | 39 |
| Hicks, Randall | 70 |
| Hicks, Sandy | 69 |
| Hilgartner, Peter | 94, 95, 96, 97 |
| Hill, King | 49 |
| Hill, Pat | 85, 86, 87, 88 |
| Hill | 42 |
| Hillary, Donald | 49, 52 |
| Himmelfarb, Don | 66, 67 |
| Hines, Frank | 32 |
| Hinkle, Bruce | 66, 67, 68 |

| | |
|------------------------|--------------------|
| Hinton, Zach | 05 |
| Hochstadt, Craig | 99, 00, 01, 02 |
| Hochstadt, Ira | 69, 70, 71 |
| Hochstadt, Scott | 96, 97, 98, 99 |
| Hockensmith, George | 31, 32, 33 |
| Hoffecker, Tomas | 48, 49 |
| Hoffman, Rob | 99, 00, 01, 02 |
| Holland, Bob | 75, 76, 77, 78, 79 |
| Holloway, William W. | 27, 28, 29 |
| Holmes, Travis | 04, 05 |
| Horton, Charles | 61 |
| Hough, John | 24, 25 |
| Howard, William | 66 |
| Howe, Jeffery | 67, 69 |
| Howell, Patrick | 04, 05 |
| Howley, Michael | 00, 01, 02, 03 |
| Hoyert | 42, 43 |
| Hubbard, Craig | 68, 69 |
| Hubbard, Edward | 71 |
| Hubbard, John | 84, 86, 87 |
| Hubbard, Larry | 72, 73 |
| Hubbard, Mike | 81, 82 |
| Hubbell, Bill | 50, 51, 52 |
| Huggins, Bob | 90, 91, 92, 93 |
| Hughes, Dan | 96, 97, 98, 99, 00 |
| Hughes, Howie | 48, 49 |
| Hughes, Ryan | 95, 96 |
| Hunt, Brian | 03 |
| Hussman, Vernon | 54 |
| Huyghue, Ryland | 80 |
| Huzman, Buzz | 55 |
| Hynes, Mike | 74, 75, 76, 77 |
| Hyslop, Charles | 35 |

I

| | |
|------------------|--------|
| Invernizzi, Fred | 31, 32 |
|------------------|--------|

J

| | |
|------------------|----------------|
| Jackson, Brian | 85, 86, 87 |
| James, Neil | 86 |
| Janssens, Joe | 82, 83, 84, 85 |
| Jex, Ted | 55 |
| Jimmyer, John | 35, 37 |
| Johnson, Klay | 78, 79, 80, 81 |
| Johnson, William | 61, 62 |
| Johnson | 48 |
| Jones, Steve | 73 |

K

| | |
|-----------------|----------------|
| Kaestner, Fred | 68 |
| Kaestner, John | 69, 70, 71, 72 |
| Kaestner, Reed | 69, 70 |
| Kapatos, Sandy | 78 |
| Kaplan, Charlie | 88, 89, 90, 91 |

| | |
|------------------|----------------|
| Kapp, Stuart | 85 |
| Kappler, Jim | 56, 57 |
| Karlin, Stanley | 62 |
| Kavovit, Steve | 90, 91, 92 |
| Keating, Jim | 53, 54, 55, 56 |
| Keating, John | 57, 59, 60 |
| Keck, Richard | 66 |
| Keenan, Sean | 95, 96, 97, 98 |
| Keener, Bernard | 32 |
| Keller | 42, 43 |
| Kelly, Chris | 85 |
| Kelly, James P. | 29, 30 |
| Kelly, John | 35, 36, 37 |
| Kelly, Mark | 40 |
| Kelly, Thomas | 71 |
| Kemezis, Jon | 98, 99, 00, 01 |
| Kennedy, Bob | 57, 58, 59, 60 |
| Kennedy, William | 50 |
| Kenty, Bill | 52 |
| Kenworthy, John | 63, 64, 65 |
| Kern, Fred | 57, 58, 59, 60 |
| Keyes, John | 71 |
| Kiefer, Jeremiah | 68, 69, 70 |
| Kiernan, Paul | 32 |
| Kimball, Lewis | 50 |
| Kimball, Terry | 76, 77, 78, 79 |
| King, Carrington | 99, 00, 01, 02 |
| King, Spencer | 62, 63, 64, 65 |
| Kingsbury, Brian | 99, 00, 01 |
| Kirr, Steve | 82 |
| Kirson, Allen | 63, 64, 65 |
| Knapp, Richard | 73 |
| Knoblock, Hank | 64, 65 |
| Knoche, Henry | 34, 35 |
| Knorr, Kevin | 86, 87 |
| Kohler, Lance | 76, 77 |
| Kopet, Ben, Jr. | 54, 55, 58 |
| Korvin, Eric | 85, 86 |
| Kozak, Mike | 90, 91, 92 |
| Kramer, Fred | 71, 73 |
| Kyte, Ted | 56, 57, 59 |

L

| | |
|--------------------|-------------------|
| LaChapelle, Brian | 97, 98 |
| LaChapelle, Dave | 94, 95, 96, 97 |
| LaChapelle, Marcus | 97, 98, 99, 00 |
| LaFaire, James | 54 |
| LaMonica, Dan | 01, 02, 03 |
| LaMonica, Mike | 99, 00, 01, 02 |
| LaPointe, Maury | 96, 97 |
| LaVaute, Steve | 66, 67, 68 |
| Lacey, Chuck | 79 |
| Laferty, Craig | 93, 94, 95 |
| Lamon, Chris | 85, 87, 88 |
| Lamon, John | 76, 77, 78, 79 |
| Lamy, Chris | 97, 98, 99 |
| Lang, Ryan | 03, 04, 05 |
| Lanigan, Ralph | 26 |
| Larash, Bill | 50, 51, 52 |
| Laverty, Tom | 67, 68, 69 |
| Lawrence, George | 38, 39, 40 |
| Leary, Sean | 00, 01, 02, 03 |
| Lee, Frank | 38 |
| Leimbach, Charles | 66, 67, 68 |
| Lemken, Robert | 61, 62 |
| Leonard, Scott | 83 |
| Levine, Allan | 64, 65 |
| Levine, Harmon | 73, 74, 76 |
| Levitt, Larry | 62, 63 |
| Levy, Mark | 72 |
| Lewis, Fred | 51, 52 |
| Lewis, Gomer | 24, 25 |

27

1

M
LX
Lacrosse

150
YEARS





FEAR THE TURTLE

2006 MARYLAND MEN'S LACROSSE



| | |
|-------------------|----------------|
| Lillis, Tom | 52, 53, 54, 55 |
| Lineburg, Bill | 81, 82 |
| Lindsay, Parker | 36, 37, 38 |
| Link, Rick | 68, 69 |
| Linkous, Fred | 26, 27 |
| Livingston, David | 96 |
| Livingstone, John | 53, 54 |
| Llewellyn, Don | 84, 85 |
| Lloyd, Tom | 81, 82 |
| Loane, Emmet | 27, 28, 29 |
| Lodewick, Adam | 96, 97, 98, 99 |
| Loizeaux, Pete | 56 |
| Longest, Charles | 53, 54, 55 |
| Looper | 43 |
| Looper, Doc | 48, 49 |
| Loovis, Kraig | 93, 94, 95, 96 |
| Lorberbaum, Scott | 04 |
| Lortie, Steve | 68, 69, 70 |
| Loughran, Jim | 30, 31, 32 |
| Lowe, Alan | 66, 67 |
| Lower, Gene | 93, 94 |
| Lowry, Henry | 48, 49, 50 |
| Luciano, Frank | 00, 01, 02, 03 |
| Lundvall, Otts | 43, 48 |
| Lutz | 43 |
| Lynch, Robert | 51 |

M

| | |
|----------------------|--------------------|
| Maccubbin, Pearce | 36 |
| Madigan, George | 30 |
| Mahon, Robert | 51 |
| Malinowski, Walt | 61 |
| Mallon, Hugh | 67, 68, 69 |
| Malone, Chris | 98, 99, 00, 01 |
| Mallonee | 43 |
| Mangum, Chris | 98 |
| Manis, Nick | 77, 78, 79, 80 |
| Marcello, Richie | 64 |
| Marden, Allen | 57, 59, 60 |
| Marden, T.B. | 24, 25 |
| Marden, Tilghan | 53, 56 |
| Mariner | 42 |
| Marino, Philip | 71 |
| Marriott, Andy | 58 |
| Marshall, Shawn | 89, 90, 91, 92 |
| Martinello, Ronald | 77, 78, 79, 80, 81 |
| Martinello, Wayne | 77, 78, 79, 81 |
| Martone, Jim | 61 |
| Marty, Ivan | 24 |
| Martz, George | 71, 73, 74 |
| Mattessich, Dominick | 71, 72, 73, 74 |
| Matyko, Anthony | 99 |
| Matz, Dave | 02, 03, 04, 05 |
| May, Charlie | 31, 32 |
| Mayer, Doug | 70, 71 |
| Mayhew, John | 32 |
| Mazzella, Elio | 97 |
| McAuliffe, John | 86 |
| McCabe, Tom | 82, 83 |
| McCanna, Mike | 88, 89 |
| McClenahan, Thomas | 69, 70 |
| McConnell, Kevin | 78 |
| McCormick, Danny | 99, 00, 01, 02, 03 |
| McCubbin, Pierce | 34, 35 |
| McDonald, Charles | 25, 26 |
| McElhenny, Brian | 92, 93, 94, 95 |
| McGeady, Matt | 83, 84, 85, 86 |
| McGeehan, John | 58 |
| McGinnis, Pat | 98, 99, 00, 01 |

| | |
|----------------------|--------------------|
| McGinnis, Tom | 04 |
| McGlone, Bill | 03, 04, 05 |
| McGregor, William | 40, 42 |
| McGuckian, Allen | 83, 84, 85, 86 |
| McGuire, Pat | 93, 94, 95, 96 |
| McLean, Larry | 57 |
| McLaughlin, Jeff | 89, 90 |
| McLaughlin, Steve | 74, 76 |
| McMahon, Scott | 90, 91, 92, 93 |
| McNeil, Jeff | 86, 87, 88, 89 |
| McNemar, Trevor | 95, 96, 97 |
| McNicholas, Dick | 56, 57 |
| McQuade, John | 24 |
| Meade, Jim | 37, 38, 39 |
| Meagher, Charles | 56, 57, 58 |
| Medairy, Mark | 48, 50 |
| Megill, Ray | 04, 05 |
| Melzer, Alex | 01, 02, 03, 04 |
| Meninger, Steve | 68 |
| Menninger, Chappy | 62 |
| Merrick, George | 53 |
| Merrill, John | 85, 86, 87, 88 |
| Miller, Caleb | 04 |
| Miller, George | 32 |
| Miller, George | 75, 76, 77, 78 |
| Miller, John | 94, 95, 96, 97 |
| Minetree, Herbert | 61, 62 |
| Mingin, Greg | 68 |
| Minion, Edward | 34, 35, 36 |
| Mintzer, Dave | 66, 67, 68 |
| Mitchell, Barry | 76, 77, 78, 79, 80 |
| Mitchell, Bob | 73, 74 |
| Mitchell, David | 88 |
| Mitchell, Fred | 52, 53, 54, 55 |
| Mitchell, John | 32, 33 |
| Mitchell, Robert | 35, 36 |
| Mollica, James | 97, 98, 99 |
| Mollot, Mike | 99, 00, 01, 02, 03 |
| Monaco, Joe | 83 |
| Mont, Tom | 42, 48 |
| Moran, Dick 'Richie' | 58, 59, 60 |
| Moran, Ryan | 00, 01, 02, 03 |
| Morgan, Tony | 75, 76, 77, 78 |
| Morgan, Robert | 53 |
| Morris | 26 |
| Morris, Frank | 51 |
| Morsell, Mike | 98, 99, 00, 01, 02 |
| Mosko, Mike | 86, 87 |
| Moulden, Robert | 48, 49, 50 |
| Moyer, Rick | 76, 77, 78, 79, 80 |
| Moyse, Robert | 68 |
| Muncks, John | 39 |
| Mueller, Jack | 39, 40 |
| Mueller, Leo | 38, 39, 40 |
| Mueller, Phil | 78 |
| Muhly, Chuck | 81, 82, 83 |
| Mules | 43 |
| Mules, Vernon | 52 |
| Mulitz, Milton | 38, 39 |
| Mullen, Ed | 72, 73, 74, 75, 76 |
| Muncks, John | 36, 37 |
| Murphy, Hanlon | 50 |
| Murphy, Teddy | 03, 04, 05 |
| Murray, Tom | 73, 74, 75 |
| Mutscheller, Steve | 82 |
| Muzzy, A. | 26 |
| Myers, Dave | 63, 64 |

N

| | |
|--------------------|--------------------|
| Nable | 43 |
| Nachlas, Eric | 71 |
| Nagle, Bart | 50 |
| Necessary, Kevin | 97, 98, 99, 00, 01 |
| Neilson, Robert | 37, 38 |
| Nelin, Greg | 92, 93, 94, 95 |
| Nelson, Harold | 62 |
| Neuman, Bob | 49 |
| Nevaras, Oscar | 38, 39, 40 |
| Newkirk, Robert | 64, 65, 66 |
| Nicholos, John | 52 |
| Nicholson, Morris | 30, 31, 32 |
| Niels, Gary | 73, 74, 75 |
| Niemi, Graham | 93, 94, 95, 96 |
| Nohe, Chris | 95, 96, 97, 98, 99 |
| Nolker, Richard | 53, 56, 57 |
| Nolker, Robert | 57, 58 |
| Nordberg, Geoffrey | 82 |
| Nordenholz, Fred | 32 |
| Norkus, Jarrod | 98, 99 |
| Norris, Jack | 30, 31, 32 |
| Nowacek, Paul | 71 |
| Nuttie, Bill | 48, 49 |

O

| | |
|---------------------|----------------|
| O'Donnell, Bill | 72, 73 |
| O, Eddie | 95 |
| O'Brien, Chris | 82, 83, 84, 85 |
| O'Brien, Richard | 66 |
| O'Leary, Kevin | 81, 82, 83, 84 |
| O'Leary, Tim | 87, 88 |
| O'Meally, Pat | 71, 72, 73, 74 |
| O'Meally, Tim | 74 |
| O'Neil, Regis | 86 |
| Olmert, Michael Jr. | 81 |
| Olmert, Tony | 82, 83, 84, 85 |
| Olsen, Bert | 74, 75, 76, 77 |
| Orem, Joe | 51 |
| Osberg, Erik | 96, 97, 98, 99 |
| Osborn, Downey | 25 |
| Osborne | 43 |
| Ott, Bob | 76, 77, 78, 79 |

P

| | |
|-------------------|----------------|
| Paddock, Ed | 62, 63, 64 |
| Padula, Dominic | 73 |
| Page, John | 37 |
| Palmer, David | 50 |
| Pantelides, Butch | 76 |
| Parker, Dave | 81, 82, 83 |
| Parker, Joe | 03 |
| Parker, Thomas | 70 |
| Parks, Matt | 91, 92, 93, 94 |
| Parsons, Jim | 54 |
| Parvis, Charles | 38 |
| Pasko, Jay | 90, 91, 92, 93 |
| Pasqualina, Kevin | 95, 96, 97, 98 |
| Passavia, Chris | 01, 02, 03, 04 |
| Passavia, Willy | 00, 01, 02, 03 |
| Pastrana, Alan | 66, 67 |
| Pastula, Jeremy | 01, 02, 03, 04 |
| Patterson, Brad | 59, 60 |
| Pavesich | 42 |
| Peebles, Irvin | 25 |
| Pelliccia, Mike | 67 |

| | |
|------------------------|--------------------|
| Penn, Thomas H. | 33 |
| Pennington, Bob | 71, 72 |
| Perouty, John | 84 |
| Peters, James | 49, 50 |
| Peterson, John | 53, 54 |
| Pettit, Bill | 62, 63, 64, 65 |
| Pettit, Chris | 97 |
| Pettit, Rusty | 67, 68, 69 |
| Pfau, Carl | 32, 33, 34 |
| Pfeiffer, Steve | 66, 67, 68 |
| Phipps | 48 |
| Phipps, Michael | 04, 05 |
| Phipps, Wilson | 75, 76, 77, 78, 79 |
| Piccirillo, Bruce | 68, 69, 70 |
| Pich, Beau | 99, 00, 01 |
| Pizzi, David | 96, 97 |
| Poindexter, Doug | 84, 86, 87, 88 |
| Poole, Alex | 99, 00, 01, 02 |
| Pope, Richard | 51, 53, 56 |
| Poppelman, Ray | 32, 33 |
| Porpora, Vince | 76 |
| Powers, Roger | 71 |
| Pray, Ed | 76, 77, 78, 79 |
| Pritchett, Wingate | 80, 81, 82 |
| Pugh, Bill | 59, 60, 61 |
| Pugh, Gordon | 31, 32, 33 |

Q

| | |
|----------------|----|
| Quillen, Ralph | 94 |
|----------------|----|

R

| | |
|-----------------------|--------------------|
| Rabai | 43 |
| Rabbitt, Alton | 34, 35, 36 |
| Radebaugh, Dan | 92, 93, 94, 95 |
| Radebaugh, Doug | 72, 73, 74, 75 |
| Radin, Frank | 95, 96, 97, 98 |
| Ralph, William | 87, 88, 89, 90 |
| Randall, Joseph | 39 |
| Rankin, Matt | 05 |
| Rannigan, Kyle | 97, 98, 99 |
| Ratliff, Randy | 76, 77, 78, 79 |
| Reading, Dan | 90, 91, 92, 93 |
| Reading, Joseph | 25, 26 |
| Rechner, Gene | 59, 60 |
| Reckner, Gene | 57, 61 |
| Reed, Jake | 74, 75, 76, 77 |
| Reed, Wayne | 82, 83 |
| Reese, Brian | 95, 96, 97, 98 |
| Reilly, Bill | 70, 71, 72 |
| Rehme, John | 54, 55, 56 |
| Rehmet, John | 62 |
| Rehom, George | 63, 64, 65 |
| Reynolds, Jeff | 05 |
| Riccardi, Guy | 84, 85, 86, 87, 88 |
| Rich | 43 |
| Richardson, Dave | 62 |
| Rimorin, Chris | 93, 94 |
| Ringer, John | 96 |
| Rittenhouse, Charles | 32 |
| Ritter, Matt | 90, 91, 92, 93 |
| Ritz, Max | 05 |
| Ritz, Xander | 04, 05 |
| Rivillas, Rick | 81, 82, 83 |
| Robbins, Danny | 91, 92, 93, 94 |
| Roberts, Augie | 29 |
| Robinson, Mike | 75 |
| Rockhill, Kevin | 89, 90 |
| Rodgers, Pat | 97 |

FEAR THE TURTLE

2006 MARYLAND MEN'S LACROSSE

| | |
|---------------------|--------------------|
| Rogers, Kevin | 71, 72 |
| Rohleder, Larry | 93, 94, 95 |
| Rombro, Bob | 63, 64, 65 |
| Rombro, Leonard | 33, 34, 35 |
| Romine, Dick | 59, 60, 61 |
| Ronkin, Edward | 30, 31, 32 |
| Rose, David | 98, 99, 00, 01 |
| Rountree, Curtis | 80, 81, 82, 83, 84 |
| Rouse, Edgar | 37 |
| Rowe, James | 62, 63 |
| Rowe, R.P. | 24 |
| Rowny, Robert | 68, 69 |
| Rowny | 42, 43 |
| Ruark, Frank | 50 |
| Ruark, George | 50, 51 |
| Ruhl, Bill | 96, 97, 98 |
| Ruhl, Larry | 95 |
| Rullman, Nate | 99, 00, 01 |
| Rumpf, Greg | 76, 77 |
| Ruppersberger | 43 |
| Ruppersberger, Bill | 48, 49 |
| Ruppersberger, John | 48, 49 |
| Ruppert, Mike | 81, 82, 83 |
| Rzepakowski, Matt | 02 |

S

| | |
|----------------------|--------------------|
| Sadler, Don Jr. | 78, 79, 80, 81, 82 |
| Sadtler, Sam | 62, 63 |
| Sadtler, William | 50, 51 |
| Saunders, David | 77, 78, 79, 80, 81 |
| Sbarra, Bill | 66, 67 |
| Sbarra, Jim | 00, 01, 02, 03 |
| Scannell, Jeb | 77, 80 |
| Scannell, Kevin | 79 |
| Scarpath, Dick | 59, 60, 61 |
| Scarpath, Jack | 52 |
| Scarfone, Phil | 80 |
| Schaaf, Henry | 34, 35 |
| Schaffer, George | 34, 35, 36 |
| Scheffer, Allen | 66, 67 |
| Scheid, Bob | 62, 63, 64, 65 |
| Scherba, Joe | 57 |
| Scheydt, Ronald | 52, 53, 56, 57 |
| Schlenker, Eric | 84 |
| Schneerweiss, Daniel | 66 |
| Schnitzer, Michael | 81 |
| Schoenweitz, Jon | 89, 90, 91, 92 |
| Schofield, Jack | 63, 64, 65 |
| Schreiber, Doug | 72, 73 |
| Schwartzberg, Bob | 58, 59, 61 |
| Schwartzman, Andrew | 02, 03, 04, 05 |
| Schwasnick, Mike | 83, 84, 85, 86 |
| Schwasnick, Pete | 87, 88, 89, 90 |
| Schweitzer, Buddy | 52 |
| Scranton, Robert | 52, 53, 56, 57, 58 |
| Sears, Ricky | 00, 01 |
| Seekamp, Art | 73, 74 |
| Selario, Chris | 97 |
| Sexton, Jordan | 39, 40, 41 |
| Shade, Skip | 66 |
| Shakespeare, Rich | 77, 78 |
| Shanahan, Jack | 51, 52, 53 |
| Shassian, Richard | 77, 78, 79, 80, 81 |
| Shattuck, Trevor | 97 |
| Sheckells, Fred | 95 |
| Sherwood, Paul | 59 |
| Silber, Samuel | 33 |
| Simmons, John | 53, 55 |
| Shirk, Jeff | 97, 98, 99, 00 |

| | |
|-----------------------|----------------|
| Shoemaker, Bob | 58 |
| Shores, Mark | 75, 76, 77, 78 |
| Short | 43 |
| Siciliano, Bill | 95 |
| Silber, Sam | 32, 34, 35 |
| Simmons, John | 54, 55, 56 |
| Sims, Aaron | 91 |
| Skinner, LeRoy | 52, 56, 57, 58 |
| Sleasman, Albert R. | 24, 25 |
| Sleeper, Brooks | 72, 73, 74, 75 |
| Slesinger, Al | 40 |
| Slosson, Scott | 04, 05 |
| Smink, Douglas | 28, 29 |
| Smith, Carl | 63 |
| Smith, Ed | 24, 25 |
| Smith, Justin | 03, 04 |
| Smith, Mike | 85, 86, 87, 88 |
| Smith, Pete | 64 |
| Smith, Rennie | 52, 53, 55, 54 |
| Smith, Richard | 64, 65 |
| Snyder, Danny | 62, 63, 64, 65 |
| Snyder, Gerald G. | 28 |
| Snyder, Robert | 32, 33, 34 |
| Sothoron, Norwood | 32, 33, 34 |
| Spahn, Ron | 61 |
| Spellman, Allen | 57, 58, 59, 60 |
| Spicer, Leonard | 70, 71 |
| Spies, William | 53, 54, 55 |
| St. Clair, Charles | 73 |
| Staker, Al | 91, 92, 93, 94 |
| Stankevich, George | 62 |
| Stansbury, Henry | 59, 60, 61, 62 |
| Stedman, Henry | 70 |
| Steffen, Jean | 83, 84 |
| Stegman, Donald | 49 |
| Stephens, Melvin | 89, 90, 91 |
| Stevens, Joe | 52, 53, 54, 55 |
| Stewart, Anthony | 66, 67, 68 |
| Stieber, Fred | 30, 31, 32 |
| Stockbridge | 42, 43 |
| Stoer, Eric | 64, 65 |
| Stude, Rod | 61 |
| Strange, Malcolm | 54 |
| Street, Wilbure | 26, 27, 28 |
| Stringer, Gavin | 72, 74 |
| Stocksdale, Bob | 49 |
| Strott, Jim | 56 |
| Strub, Eric | 85, 86, 87, 88 |
| Sullivan, Dennis | 85, 86, 87, 88 |
| Sullivan, Kevin | 83 |
| Sullivan, Marc | 98, 99 |
| Sullivan, Sean | 04, 05 |
| Surmacewicz, Charlie | 62, 64, 65 |
| Swerdloff, Kin | 77 |
| Szczerbicki, Alfred | 68, 69, 70 |
| Szczerbicki, Fred | 67 |
| Szlasa, Dick | 56, 57, 58 |

T

| | |
|--------------------------|-------------------|
| Tabler | 43 |
| Tamberrino, David | 03, 04, 05 |
| Tamberrino, Richard | 71 |
| Tamburello, Augustino | 56, 57 |
| Tamburello, Frank | 56 |
| Tarbort | 42 |
| Taylor, Eric | 94 |
| Taylor | 42, 43 |
| Tessier, Jeff | 70, 71, 72 |
| Thearle, Mike | 72, 73 |
| Thelen, Jerry | 58, 59, 60, 61 |

| | |
|--------------------|----------------|
| Thomas, Mike | 68 |
| Thomas, Ramsay | 33, 34, 35 |
| Thomas, William | 66 |
| Thompson, Andy | 73, 74, 75 |
| Thompson, John | 80, 81 |
| Thurston, Kirk | 84, 85, 86, 87 |
| Tiedemann, Abraham | 57, 58, 59, 60 |
| Todd, Gary | 39, 42 |
| Topping, Vaughan | 68, 70 |
| Towson, Bill | 36 |
| Tracy, Dan | 83, 84, 85, 86 |
| Trettin, Doug | 83, 84 |
| Triplett, W. P. | 26 |
| Trosian, Gerard | 63, 64, 65 |
| Tuck, Roger | 73, 74, 75, 76 |
| Tuebner, Pat | 88 |
| Tully, Brian | 76 |
| Tully, Mark | 74, 75, 77 |
| Tussing, John | 53 |
| Tydings, Joe | 48, 49, 50, 52 |
| Tyrie, Andy | 75, 76 |
| Tyrie, Drew | 77, 78 |

U

| | |
|--------------------|--------------------|
| Udelewitz | 43 |
| Uhler, Earl | 48, 49 |
| Unruh, Craig | 70 |
| Urlock, Matt | 99, 00, 01, 02, 03 |
| Urquhart, Andrew | 05 |
| Urso, Frank | 73, 74, 75, 76 |
| Uttenreither, Karl | 62 |

V

| | |
|---------------------|--------------------|
| VandenBerg | 42 |
| Vander Schuyt, Norm | 67, 68, 69 |
| VanHeusen, William | 66 |
| Vanous, William | 57, 58, 59 |
| Vaughan, Bob | 93 |
| Vaughn, Topping | 69 |
| Vetter, Cleve | 57, 59, 60 |
| Vial | 42 |
| Vincent, Rufus | 32, 33, 34 |
| Virden, Robert | 84 |
| Virk, Drew | 02, 03, 04 |
| Vitale, Paul | 69 |
| Voelkel, Robert | 51 |
| Voigt, Carl | 86, 87, 88, 89, 90 |
| Vosburgh, Chris | 97 |
| Voucas, Mike | 78, 79 |

W

| | |
|---------------------|--------------------|
| Waesche, William | 56, 59, 60 |
| Wagner, David | 01, 02, 03, 04 |
| Wagner, Ken | 90 |
| Waibel, Augie | 53, 54, 55, 56 |
| Waidner, Fritz | 59, 60, 61 |
| Walker, Patrick | 49, 50, 51 |
| Waller, Allan | 51 |
| Walsh, Frank | 56 |
| Walters, Joe | 03, 04, 05 |
| Walton, Robert | 36 |
| Ward, Ray | 81, 82 |
| Waters, Bryant | 75, 76, 77, 78, 79 |
| Watkins, Nate | 99, 00, 01, 02 |
| Watson, George | 34, 36, 37, 38 |
| Webb, Gavin | 02, 03, 04, 05 |
| Webb, Walter | 34, 35, 36 |
| Weinress, Steve | 92, 93 |

| | |
|---------------------------|--------------------|
| Weinstein, Todd | 95, 96 |
| Welkner, Donald | 53 |
| Wellander, Lin | 74, 76 |
| Wenzel, Charles | 50, 51, 52 |
| Wenzel, Chuck | 80 |
| West, John | 64 |
| West, Robert | 68, 69, 70 |
| Wetzel, James | 54 |
| Wheeler, Howard | 62 |
| Wheeler, Mark | 79, 80, 81, 82, 83 |
| Wheeler, Scott | 86, 87, 88, 89 |
| Whipp, Lamont | 49 |
| Whipple, Andrew | 95, 96, 97, 98 |
| Whittenberg, Steve | 05 |
| Wicker, Charles | 53, 54, 55, 56 |
| Wickwire, Jon | 63 |
| Widener, Gordon | 56, 57 |
| Widener, Fred | 39, 40 |
| Wiggins, Charlie | 05 |
| Wilkerson, James | 80, 81, 82, 83 |
| Wilkinson, Hugh | 53 |
| Willard, Brian | 84, 85, 86, 87 |
| Willard, Dave | 89, 90, 91, 92 |
| Willard, Phillip | 86, 87, 88, 89 |
| Williams, H. Wiley | 51 |
| Wilson, Harry | 28, 29, 30 |
| Wilson, Norman | 62, 63, 64, 65 |
| Wilson | 48 |
| Wingate, Victor | 32, 33 |
| Wingates, Elmer | 50, 51 |
| Wise, Charlie | 91, 93 |
| Wolfe, Bill | 36, 38 |
| Wolfe | 48 |
| Wood, William W. | 31, 32, 33 |
| Wood, Wade | 37 |
| Woodbury, Bill | 61 |
| Worstell, Peter | 77, 78, 79, 80, 81 |
| Worstell, Tim | 80, 81, 82, 83 |
| Worstell, Tom | 85, 86, 87, 88 |
| Wright, Robert | 64, 65, 66 |
| Wurzburger, Rob | 88, 89, 90, 91 |
| Wynot, Blake | 89, 90, 91, 92 |

Y

| | |
|-----------------|------------|
| Yaeger, Charlie | 35, 36 |
| Yates, Brian | 92, 93, 94 |
| Yaeger, Charles | 34, 37 |
| Yirden, Bobby | 85 |
| Young, Francis | 71 |
| Young, Steve | 87, 88, 89 |
| Younger | 43 |

Z

| | |
|----------------|--------------------|
| Zalezak, Emil | 25 |
| Zaranski, Stan | 67, 68 |
| Zaslow, Ira | 59, 60 |
| Zebelean, John | 35 |
| Zeller, Brian | 96, 97, 98, 99, 00 |
| Zink, Lee | 01, 02, 03, 04 |
| Zirckel, John | 32 |

27

1

M
LX
Lacrosse

150
YEARS

